

**REASONS AND SUPPORTING DATA  
FOR THE  
CLOSURE OF  
GRANDVIEW ELEMENTARY SCHOOL  
INTO  
EDGEWOOD ELEMENTARY SCHOOL  
AND  
MARY C. SNOW WEST SIDE ELEMENTARY SCHOOL**



Grandview Elementary School



Edgewood Elementary School



Mary C. Snow West Side Elementary School

**REASONS AND SUPPORTING DATA  
FOR THE  
CLOSURE OF  
GRANDVIEW ELEMENTARY SCHOOL  
INTO  
EDGEWOOD ELEMENTARY SCHOOL AND  
MARY C. SNOW WEST SIDE ELEMENTARY SCHOOL**

**KANAWHA COUNTY BOARD OF EDUCATION**

**Prepared Pursuant to**

**W. Va. Codes §18-5-13 and §18-5-13a and  
WVBE Policies 6200 and 6204.**

**Kanawha County Schools  
Under the direction and authority of  
The West Virginia Board of Education (WVBE)**

**Public Hearing May 3, 2023  
County Board Approval May 3, 2023**

---

This template (revised 3/16/22) is provided by the WVDE as a technical assistance tool for county boards to use in the preparation of their supporting documents for a proposed school closure or consolidation. This template does not reduce or eliminate the requirements found in WV State Code or WVBE Policy 6204 as they relate to school closures or consolidations. This document does not replace or supplant legal assistance provided by counsel engaged to represent the county.

**Table of Contents**

- 3.0. County Procedures ..... 2
- 3.2. Executive Summary ..... 3
- 3.2.a Enrollment ..... 5
- 3.2.b. Facilities ..... 8
- 3.2.c. Finance ..... 13
- 3.2.d. Personnel ..... 16
- 3.2.e. Transportation ..... 19
- 3.2.f. Educational Program ..... 21
- 3.3. & 3.4. Public Notices and Hearings ..... 22
- 3.6. County Board Actions ..... 25
- 3.6.a. Superintendent Verification of Board Actions ..... 26
- Appendix of Supporting Data ..... 27

### 3.0. County Procedures

*WVDE Application for school closure and/or consolidation*

Kanawha County

Closure of Grandview Elementary School into Edgewood Elementary School and Mary C. Snow West Side Elementary School.

Scheduled Date of Hearing: Wednesday May 3, 2023 at 6:00 P.M.

Scheduled Date of County Board Vote: Wednesday May 3, 2023 following the Hearing

#### County Procedures

*This template shall be used to accumulate and present the data that is requested in Policy 6204 and W.Va. Code 18-5-13a to support the closure or consolidation of a WV public school.*

*The county shall prepare written reasons and supporting data concerning proposed school closings or consolidations to be submitted to the WVBE for approval in accordance with this policy and W. Va. Code §18-5-13a. The written materials shall:*

- be available for public inspection in the office of the county superintendent during the 30 days preceding the date of the public hearing; and*

*Be delivered in duplicate to the:*

- principal of a school that is proposed to be closed or consolidated, and of any school which the county designates to receive the students who are relocated as a result of the closure or consolidation; and*
- chair of the local school improvement council (LSIC) representing a school that is proposed to be closed or consolidated, and any school that the county designates to receive the students who are relocated as a result of the closure or consolidation.*
- A copy of the notice shall be posted at all schools, bus garages, and maintenance areas in the county in conspicuous working areas, for all professional and service personnel to observe.*

Thomas E. Williams, Jr., Ed.D.

---

Superintendent

---

Date:



## 3.2. Executive Summary and Impact Statements

### County Procedures

*An executive summary shall be prepared including the following items that will summarize with page references to the county's documentation, as defined in section 3.1, those items listed and shall be provided to the WVDE School Facilities Services unit.*

The Kanawha County Board of Education has experienced a loss in students over the past ten years. The overall student enrollment has decreased in enrollment by -15.5%. This represents a loss of 4,362 students from 2013/14 – 2022/23. In an effort to provide an equal and quality education to each student in Kanawha County the Kanawha County Board of Education proposes to consolidate services. This would not only save the Board of Education operating expense, but it would allow the county to provide an education curriculum that they currently cannot afford to provide all students.

The Kanawha County Board of Education proposes to merge Grandview Elementary School to the existing Edgewood Elementary School and Mary C. Snow West Side Elementary School thus closing Grandview Elementary School. The Merge would provide the following:

- The desire to meet the Economy of Scale guidelines of the SBA and the State Department of Education.
- Improving school transportation efficiency and complying with guidelines for length of bus rides for students to all facilities.
- Housing all students in permanently constructed facilities.
- Increasing the efficiency of operations of all facilities.

### Enrollment 3.2.a.

Kanawha County has had a 14,944 decrease in population from 2010 through 2019. The student enrollment at Grandview Elementary School has decreased by 112 students over the past ten years, and is projected to decrease by another 15 students over the next ten years. Edgewood Elementary School has decreased by 83 students over the past nine years, and is projected to increase by 18 students over the next ten years. Mary C. Snow West Side Elementary School has decreased by 142 students over the past ten years, and is projected to decrease by another 47 students over the next ten years. The merger of Grandview into these two schools would benefit all three student populations by decreasing the operating expenses and providing a better learning atmosphere and curriculum for students.

### Facilities 3.2.b.

Grandview Elementary School is 3.4 miles from Edgewood Elementary School, and 2.1 miles from Mary C. Snow West Side Elementary School. Grandview Elementary School is in good condition, but it is not ADA compliant. Grandview has a 48.2% building utilization rate. Edgewood Elementary School is in good condition, with a 74.9% building utilization rate. Mary C. Snow West Side Elementary School is in good condition, with a 63.6% building utilization rate. The existing facilities have been reviewed and evaluated during the recent CEFP process. The SBA form 134 Worksheets are shown in the Appendix of Supporting Data. The space Utilization is also listed for each facility.

## **3.2. Executive Summary and Impact Statements**

### County Procedures

#### **Finance 3.2.c.**

In an effort to provide an equal and quality education to each student in Kanawha County the board proposes to consolidate services. This closure and consolidation would save the Board of Education \$572,724.00 annually. Savings on maintenance and operating expenses on aging buildings that they currently do not have the finances to properly maintain.

#### **Personnel 3.2.d.**

The County Board of Education has attempted to reduce staff due to a loss in enrollment over the past ten years to meet the formula for professional and service personnel. This closure and consolidation would result in a reduction of 12 Professional Personnel and 8.5 Service Personnel. Kanawha County will continue to follow the WVDE recommended guidelines on the number of employees but maintain the number of staff required to deliver the education programs made available to its students. Some Staff may be reduced due to the duplication of positions after merger.

#### **Transportation 3.2.e.**

There are no negative variances with any of the bus routes from the North and West Side of Charleston area. The routes will not exceed the thirty minute guideline as outlined in the WVDE Policy 6200, et al. Detailed information is found on page twenty of this document.

#### **Educational Program 3.2.f.**

Kanawha County Schools ensures an engaging educational environment for learners (students and adults) focusing on teaching and learning in the 21<sup>st</sup> century. Our mission statement is “to provide a world-class education that ensures success for every student in the 21<sup>st</sup> century. We Believe: All student CAN achieve. Quality teaching is the key to student success.”

Expectations of parents have evolved through the years, as society has changed. Safe environment, cleanliness, fiscal responsibility, and healthy lifestyles are important issues that are conducive to learning. Parents expect their students to obtain a quality education and to be able to function successfully in life.

### 3.2.a Enrollment

County Procedures

#### Enrollment and Population Table

*Trends in student population growth or decline in the county for the previous 10 years.*

Year	2013-2014	2014-2015	2015-2016	2016-2017	2017-2018	2018-2019	2019-2020	2020-2021	2021-2022	2022-2023
<b>Total</b>	28,076	27,604	27,339	26,335	26,230	25,757	25,387	24,799	24,164	23,714

Enrollment Table 1

*Trends in student population growth or decline in the attendance area of the school targeted for closure or consolidation for the previous 10 years.*

#### Grandview Elementary School

Year	2013-2014	2014-2015	2015-2016	2016-2017	2017-2018	2018-2019	2019-2020	2020-2021	2021-2022	2022-2023
<b>Total</b>	286	264	219	218	220	224	207	184	173	174

Enrollment Table 2

#### Edgewood Elementary School

Year	2013-2014	2014-2015	2015-2016	2016-2017	2017-2018	2018-2019	2019-2020	2020-2021	2021-2022	2022-2023
<b>Total</b>	Opened 2014	461	473	441	446	451	401	393	383	378

Enrollment Table 3

#### Mary C. Snow West Side Elementary School

Year	2013-2014	2014-2015	2015-2016	2016-2017	2017-2018	2018-2019	2019-2020	2020-2021	2021-2022	2022-2023
<b>Total</b>	495	472	441	401	392	304	363	351	362	353

Enrollment Table 4

*Population characteristics, such as birth and death rates and age composition of population for the previous ten years, as provided by the most recent Census data for the county.*

#### County Birth and Death Rates

Year	2010	2011	2012	2013	2014	2015	2016	2017	2018	2019
Birth Rate	N/A	11.2	11.6	11.7	11.4	10.9	10.5	10.5	10.3	9.8
Death Rate	N/A	12.4	12.5	13.0	12.8	13.4	13.5	14.2	14.8	14.1

Sources for data :West Virginia Department of Health & Human Resources Bureau for Public Health Health Statistics Center

Enrollment Table 5

### 3.2.a Enrollment

County Procedures

#### County Population Data

Year	Total Population	1 to 9	10 to 19	20 to 29	30 to 39	40 to 49	50 to 59	60 to 69	70 to 79	80 and Over
2010	193,068	12.1%	10.9%	11.6%	12.2%	13.6%	15.8%	11.3%	8.3%	4.2%
2011	192,315	11.3%	11.2%	11.7%	12.9%	12.5%	17.0%	11.5%	7.0%	4.7%
2012	192,179	11.0%	11.7%	11.7%	12.4%	12.9%	15.9%	12.7%	7.2%	4.4%
2013	191,275	10.9%	11.6%	12.0%	12.9%	12.0%	15.9%	13.3%	6.2%	5.2%
2014	190,223	11.6%	10.7%	12.1%	12.1%	12.8%	15.8%	12.6%	8.0%	4.4%
2015	188,332	11.0%	11.2%	11.4%	12.4%	12.7%	14.0%	15.2%	7.4%	4.5%
2016	186,241	11.8%	10.2%	12.0%	11.7%	12.9%	15.3%	13.9%	8.5%	4.0%
2017	183,293	11.8%	10.9%	11.4%	11.8%	12.4%	13.0%	15.4%	8.2%	5.0%
2018	180,454	11.2%	10.4%	11.9%	11.7%	12.3%	14.3%	15.2%	8.2%	4.9%
2019	178,124	10.3%	11.3%	11.9%	11.9%	12.3%	13.5%	13.7%	9.8%	5.2%

Sources for data :West Virginia Department of Health & Human Resources Bureau for Public Health Health Statistics Center & United States Census Bureau  
Enrollment Table 6

*Projections of enrollment, by grade and school, in the affected attendance area, for the next ten years.*

#### Grandview Elementary School

Year	2023-2024	2024-2025	2025-2026	2026-2027	2027-2028	2028-2029	2029-2030	2030-2031	2031-2032	2032-2033
Pre-K	18	17	18	20	26	32	21	20	20	20
K	20	18	17	18	20	26	32	21	20	20
1st	28	20	18	17	18	20	26	32	21	20
2nd	29	28	20	18	17	18	20	26	32	21
3rd	24	29	28	20	18	17	18	20	26	32
4th	26	24	29	28	20	18	17	18	20	26
5th	20	26	24	29	28	20	18	17	18	20
Total	165	162	154	150	147	151	152	154	157	159

Sources for data :West Virginia Department of Education ZOOMWV  
Enrollment Table 7

### 3.2.a Enrollment

County Procedures

#### Edgewood Elementary School

Year	2023-2024	2024-2025	2025-2026	2026-2027	2027-2028	2028-2029	2029-2030	2030-2031	2031-2032	2032-2033
Pre-K	66	49	40	46	55	69	54	71	56	45
K	53	66	49	40	46	55	69	54	71	56
1st	58	53	66	49	40	46	55	69	54	71
2nd	61	58	53	66	49	40	46	55	69	54
3rd	45	61	58	53	66	49	40	46	55	69
4th	50	45	61	58	53	66	49	40	46	55
5th	48	50	45	61	58	53	66	49	40	46
Total	381	382	372	373	367	378	379	384	391	396

Sources for data : West Virginia Department of Education ZOOMWV  
Enrollment Table 8

#### Mary C. Snow West Side Elementary School

Year	2023-2024	2024-2025	2025-2026	2026-2027	2027-2028	2028-2029	2029-2030	2030-2031	2031-2032	2032-2033
Pre-K	15	37	35	41	52	72	39	20	42	40
K	36	15	37	35	41	52	72	39	20	42
1st	63	36	15	37	35	41	52	72	39	20
2nd	56	63	36	15	37	35	41	52	72	39
3rd	50	56	63	36	15	37	35	41	52	72
4th	41	50	56	63	36	15	37	35	41	52
5th	53	41	50	56	63	36	15	37	35	41
Total	314	298	292	283	279	288	291	296	301	306

Sources for data : West Virginia Department of Education ZOOMWV  
Enrollment Table 9

### Projection Method

*Explanation of the projection method utilized addressing the relationship between the most recent Second Month Report, the Second Month Reports for the previous three years, and the most recent census data for the county.*

Kanawha County Schools uses the Cohort Survival Ratio Technique for enrollment projection. The source of the enrollment data for all schools is taken from the second month report that is submitted to the West Virginia Department of Education. Enrollment data is kept in the reporting for the past ten years and it assists on making future projections. Resident live births and computation of survival ratios are factors that are also considered for enrollment projection.

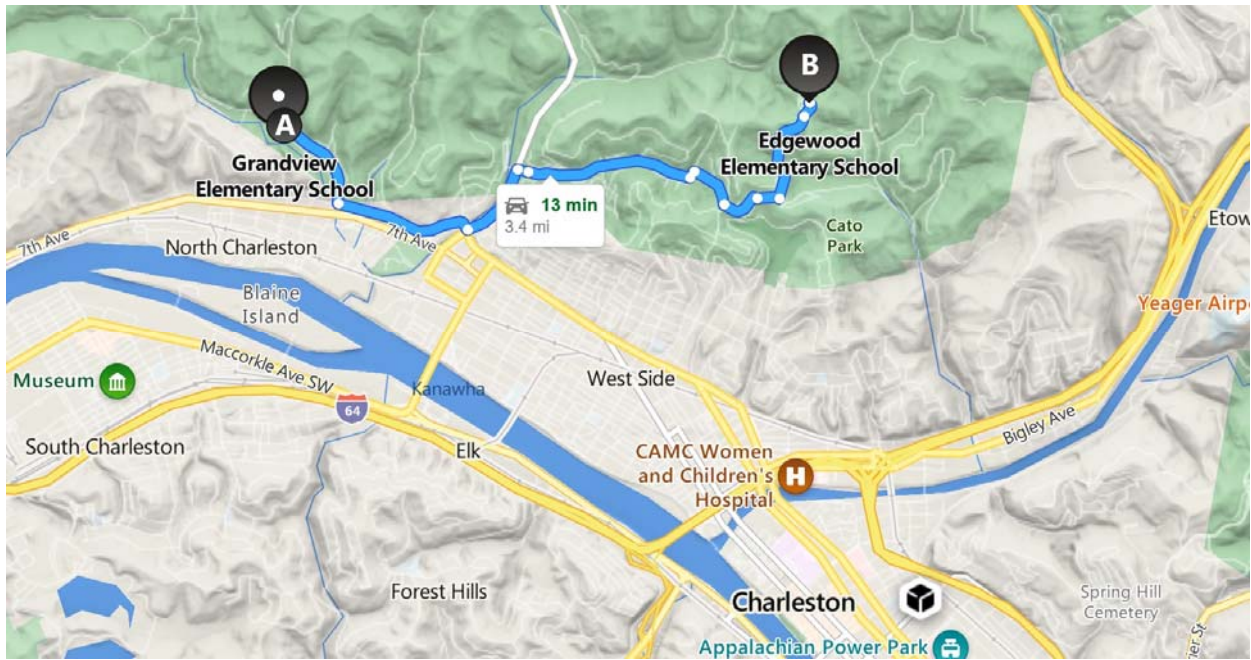


### 3.2.b. Facilities

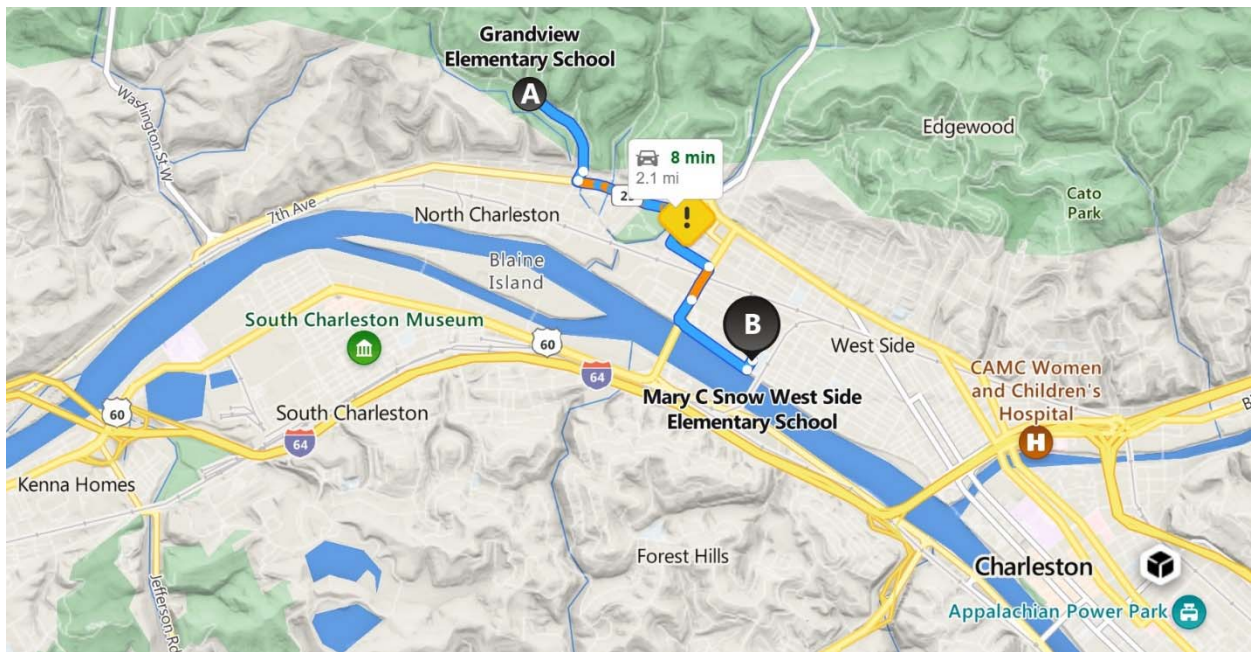
#### County Procedures

#### Descriptive Maps

Maps showing the school(s) targeted for closure or consolidation and the school(s) that the county designates to receive the students with mileage indicated between and among schools affected. The map shall include a legend indicating the grade configuration, student enrollment, and utilization percentage for each school on the map.



Map 1



Map 2

### 3.2.b. Facilities

County Procedures

School	Grade Config.	Current or Anticipated Enrollment	Utilization	Distance to School A	Distance to School B	Distance to New School C
Grandview Elementary School (Closing School)	PK-5	174	48.2%	-	3.4 Miles	2.1 Miles
Edgewood Elementary School (Receiving School)	PK-5	378	74.9%	3.4 Miles	-	-
Mary C. Snow West Elementary School (Receiving School)	PK-5	353	63.6%	2.1 Miles	-	-

Facilities Table 1

#### Written Facility Condition Description

*Written description of the physical condition of the school targeted for closure or consolidation and the school or schools which the county designates to receive the students. This description shall include age, number of buildings, general condition, adequacy of structural, electrical, and mechanical systems to provide a safe and healthful environment.*

Grandview Elementary School is a non sprinkled 25,925 square foot two story masonry building. The original 25,393 square foot two story section was constructed in 1969. This section of the building contains sixteen classrooms, office suite, multipurpose room, kitchen, computer lab, library, restrooms, mechanical room, and other supporting spaces. In 2001 Grandview Elementary School received a 532 square foot addition. This addition was for an elevator, making both floors ADA accessible. In 2022 Grandview received a complete roof replacement, HVAC renovations, an electrical renovations, lighting renovations, exterior windows replacements, exterior door replacements, and a new fire alarm.

Grandview Elementary School is in very good condition. There are cosmetic repairs to be made throughout the building. The multipurpose room and restrooms are not ADA compliant. A secured safe school entry is needed, the office is not located at the front entry. The HVAC systems for the school consists of hot boilers, chillers, cabinet units in the classrooms, and a DOAS unit over the multipurpose room.

Edgewood Elementary School is a 56,177 square foot single story masonry building, completed in 2014. This school contains twenty three classrooms, secured entry, office suite, cafeteria, activity room, kitchen, computer labs, library, restrooms, mechanical room, and other supporting spaces.

### **3.2.b. Facilities**

#### County Procedures

Edgewood Elementary School is in very good condition. A safe school entry is needed. There are minimal cosmetic repairs to be made throughout the building. It is fully sprinkled and ADA compliant. The HVAC systems for the school consists of Mitsubishi VRF systems and DOAS units. It has a white EPDM roof.

Mary C. Snow West Side Elementary School is a 68,615 square foot single story masonry building, completed in 2011. This school building contains twenty six classrooms, secured entry, office suite, cafeteria, activity room, kitchen, computer labs, library, restrooms, mechanical room, and other supporting spaces.

Mary C. Snow West Side Elementary School is in very good condition. A safe school entry is needed. There are some cosmetic repairs to be made throughout the building. It is fully sprinkled and ADA compliant. The roof and hydronic piping have a few leaks through out the building. The HVAC systems for the school consists of hot water boilers, chillers, and VAV's.

#### **Educational Programs and Related Student Services**

*Evaluation of the school targeted for closure or consolidation and the school or schools that the county designates to receive the students in regard to the school(s) adaptability to the present and proposed educational programs, and the provisions of related student services.*

Policy 6200 guidelines were used in the planning and implementation of the closure of Grandview Elementary School. The latest Comprehensive Educational Facilities Plan will be used in planning and developing any facility improvements at Edgewood Elementary School or Mary C. Snow Elementary School, the receiving schools.

Edgewood Elementary School and Mary C. Snow West Side Elementary School have adequate space for special needs students. Space is available for Pre-kindergarten classrooms, Kindergarten classrooms, Emotional Disturbance classroom, and Intellectual Disability classroom. Instruction will be designed to teach the West Virginia Content Standards and Objectives.

Edgewood Elementary and Mary C. Snow West Side Elementary students, teachers, and staff use technology on a daily basis. The school serves as a Pre-k through 5<sup>th</sup> with one team per grade level. Student support programs are in place along with the appropriate support staff. Wireless internet access is available throughout the school.



### 3.2.b. Facilities

County Procedures

#### School Enrollments, Capacities, and Utilizations

<i>School</i>	<i>Enrollment</i>	<i>Building Capacity</i>	<i>Utilization %</i>
Grandview Elementary School	174	361	48.2%
Edgewood Elementary School	378	505	74.9%
Mary C. Snow West Side Elementary School	353	555	63.6%
Edgewood Elementary School (Receiving)	463	505	91.7%
Mary C. Snow West Side Elementary School (Receiving)	379	550	68.9%

Facilities Table 2

#### Utilization Calculation Sheet

*The supporting School Building Authority of West Virginia's (SBA) Worksheet on Building Program Utilization.*

[See Appendix for this Documentation](#)

#### Required Services and Barrier-free Environments

*Comparison of the school(s) targeted for closure or consolidation and the school(s) which the county has designated to receive the students in regard to providing the required services and barrier-free environments to students with disabilities.*

Grandview Elementary School is not entirely accessible. The multipurpose room and kitchen are not ADA accessible from the inside of the building. The multipurpose room and kitchen are accessible from the exterior of the building. The restrooms are ADA accessible.

Edgewood Elementary School maintains ADA accesability through out the entirety of the building, including restrooms.

Mary C. Snow West Side Elementary School maintains ADA accesability through out the entirety of the building, including restrooms.

#### Grade Configurations and Educational Programs

*Elaboration on the effect the proposed school closing or consolidation will have on the school system's future plans regarding grade configuration, educational programs, and facility requirements.*

The closure of Grandview Elementary School would allow for more efficient and increased dispersion of resources to areas of need. It would give the students of Kanawha County Schools access to more appropriate and advantageous educational programs.

### **3.2.b. Facilities**

County Procedures

#### **Construction Work Required for the Proposed Action**

*Elaboration on the planned facility additions, renovations, or replacements that are required by the county to accommodate the proposed closing and consolidation.*

Additions, renovations, or replacements are not required or proposed to Grandview Elementary School for closure.

Additions, renovations, or replacements are not required or proposed to Edgewood Elementary School to accommodate a portion of the Grandview Elementary School enrollment.

Additions, renovations, or replacements are not required or proposed to Mary C. Snow West Side Elementary School to accommodate a portion of the Grandview Elementary School enrollment.

#### **The Future of Closed Facilities**

*Elaboration on the future use or disposal of facilities designated by the county for closure.*

Grandview Elementary School will be a permanent closure into Edgewood Elementary School and Mary C. Snow West Side Elementary School. The offices from the Roxalana Annex and W.J. Raglin Center in Dunbar will be consolidated into Grandview Elementary School. The Roxalana Annex will be sold upon closure, and the W.J. Raglin center will be gifted to a 5013c to remain open as a community center.

#### **School Building Authority of WV (SBA)**

*Identify if the proposed school closing or consolidation is contingent upon receiving funding from the SBA.*

The closure of Grandview Elementary School is not contingent upon SBA funding. The current Grandview Elementary school students would be absorbed into Edgewood Elementary School and Mary C. Snow West Side Elementary School.

#### **SBA Facility Condition Documentation**

*Attachment of the most recent SBA facility evaluation form for each school affected and an updated form if the most recent SBA facility evaluation form is five years old or older.*

[See Appendix for this Documentation](#)

#### **Supporting Photographs, Floorplans, and other Documentation**

*Provide facility floorplans, photos, and any supporting documentation. Examples of supporting documentation includes reports from architects, engineers, Fire Marshall, and insurance companies.*

[See Appendix for this Documentation](#)

### 3.2.c. Finance

#### County Procedures

#### Itemization of Anticipated Cost and Savings

*Itemization of the anticipated cost or savings the county will experience in all areas as a result of the proposed school closure or consolidation. Such itemization shall be in the form of a table indicating the following:*

#### Closing School(s) Annual Current Cost

*The current annual cost at the school(s) to be closed for:*

##### Grandview Elementary School

<i>Item</i>	<i>Amount</i>
<i>Utilities</i>	\$44,024.00
<i>Personnel</i>	\$1,355,301.00
<i>Maintenance</i>	\$29,979.00
<i>Transportation</i>	\$41,293.00
<i>Other</i>	\$21,882.00
<i>Total</i>	\$1,492,478.00

Finance Table 1

#### Receiving School(s) Annual Current Cost (If Applicable)

*The current annual cost at the school(s) to be receiving for:*

##### Edgewood Elementary School

<i>Item</i>	<i>Amount</i>
<i>Utilities</i>	\$99,179.41
<i>Personnel</i>	\$1,760,048.28
<i>Maintenance</i>	\$26,465.80
<i>Transportation</i>	\$161,347.62
<i>Other</i>	\$13,809.17
<i>Total</i>	\$2,060,850.28

Finance Table 2

##### Mary C. Snow West Side Elementary School

<i>Item</i>	<i>Amount</i>
<i>Utilities</i>	\$168,890.61
<i>Personnel</i>	\$2,012,421.42
<i>Maintenance</i>	\$29,836.00
<i>Transportation</i>	\$46,645.52
<i>Other</i>	\$19,848.90
<i>Total</i>	\$2,277,642.87

Finance Table 3

### 3.2.c. Finance

County Procedures

#### Anticipated Annual Cost after Action

*The anticipated annual cost at the school(s) to be receiving for:*

##### Edgewood Elementary School

<i>Item</i>	<i>Amount</i>
<i>Utilities</i>	\$133,288.41
<i>Personnel</i>	\$2,333,919.28
<i>Maintenance</i>	\$28,713.80
<i>Transportation</i>	\$192,699.62
<i>Other</i>	\$18,558.17
<i>Total</i>	\$2,707,209.28

Finance Table 4

##### Mary C. Snow West Side Elementary School

<i>Item</i>	<i>Amount</i>
<i>Utilities</i>	\$189,942.61
<i>Personnel</i>	\$2,251,630.42
<i>Maintenance</i>	\$30,585.00
<i>Transportation</i>	\$56,586.52
<i>Other</i>	\$22,322.90
<i>Total</i>	\$2,551,067.45

Finance Table 5

#### Net Cost or Savings

*the net cost or savings of the school(s) to be closed and the school(s) designated by the county to be receiving students for:*

##### Grandview Elementary School, Edgewood Elementary School, and Mary C. Snow West Side Elementary School

<i>Item</i>	<i>Amount</i>
<i>Utilities</i>	-\$11,137.00 Cost
<i>Personnel</i>	\$542,221.00 Savings
<i>Maintenance</i>	\$26,981.00 Savings
<i>Transportation</i>	\$0.00
<i>Other</i>	\$14,659.00 Savings
<i>Total</i>	\$572,724.00 Savings

Finance Table 6

### 3.2.c. Finance

County Procedures

#### Anticipated Construction Cost to Accommodate Action

*Cost of any renovation or addition resulting from the proposed school closure or consolidation, including all proposed funding sources.*

##### Grandview Elementary School

No anticipated construction is needed to accommodate the offices from the Roxalana Annex or W.J. Raglin Center.

##### Edgewood Elementary School

No anticipated construction is needed to accommodate the students from Grandview Elementary School.

##### Mary C. Snow West Side Elementary School

No anticipated construction is needed to accommodate the students from Grandview Elementary School.

#### County Expense Fund History

*Five-year history of the county's unrestricted general current expense fund balance and that balance as a percentage of the county's approved levy estimate.*

<i>Year</i>	<i>Unrestricted General Current Expense Fund Balance</i>	<i>Approved Levy Estimate</i>	<i>Percentage of Approved Levy Estimate</i>
2022	\$52,668,539.00	\$230,870,062.00	22.81%
2021	\$41,235,334.00	\$239,881,973.00	17.19%
2020	\$51,430,753.00	\$237,323,995.00	21.67%
2019	\$29,080,399.00	\$226,766,487.00	12.82%
2018	\$35,071,404.00	\$225,541,222.00	15.55%

Finance Table 7

### 3.2.d. Personnel

#### County Procedures

#### Analysis of Anticipated Personnel Changes

*An analysis of the effect the proposed school closure or consolidation will have on professional and service personnel. The analysis shall include, at a minimum, the following data regarding the anticipated increases or decreases in employment as a result of this proposed closure or consolidation:*

Grandview Elementary School – Current School Personnel Data Chart				
Professional Personnel	Administration	Teachers	Counselor	Nurse
<i>number professional personnel currently employed at the affected school(s);</i>	1	14	1	.5
Service Personnel	Cooks	Aides	Custodians	Secretary
<i>number service personnel currently employed at the affected school(s);</i>	2.5	4	2	1

Current Personnel

Edgewood Elementary School – Current Before Proposed Action				
Professional Personnel	Administration	Teachers	Counselor	Nurse
<i>number professional personnel currently employed at the affected school(s);</i>	3	25	1	.5
Service Personnel	Cooks	Aides	Custodians	Secretary
<i>number service personnel currently employed at the affected school(s);</i>	4	6	3	1

Current Personnel

Mary C. Snow West Side Elementary School – Current Before Proposed Action				
Professional Personnel	Administration	Teachers	Counselor	Nurse
<i>number professional personnel currently employed at the affected school(s);</i>	3	22	1	.5
Service Personnel	Cooks	Aides	Custodians	Secretary
<i>number service personnel currently employed at the affected school(s);</i>	5	8	3.5	2

Current Personnel

Current Affected School Total – Before Proposed Action				
Professional Personnel	Administration	Teachers	Counselor	Nurse
<i>total number of professional personnel currently employed at all affected schools;</i>	7	61	3	1.5
Service Personnel	Cooks	Aides	Custodians	Secretary
<i>total number of service personnel currently employed at all affected schools;</i>	11.5	18	8.5	4

Current Personnel

### 3.2.d. Personnel

County Procedures

Edgewood Elementary School Total – Anticipated After Proposed Action				
Professional Personnel	Administration	Teachers	Counselor	Nurse
<i>total number of professional personnel that are anticipated to be employed at the affected school(s) upon the completion of the closure or consolidation;</i>	3	25	1	.75
Service Personnel	Cooks	Aides	Custodians	Secretary
<i>total number of service personnel that are anticipated to be employed at the affected school(s) upon the completion of the closure or consolidation;</i>	4	6	3	1

Anticipated Personnel

Mary C. Snow West Side Elementary School Total – Anticipated After Proposed Action				
Professional Personnel	Administration	Teachers	Counselor	Nurse
<i>total number of professional personnel that are anticipated to be employed at the affected school(s) upon the completion of the closure or consolidation;</i>	3	26	1	.75
Service Personnel	Cooks	Aides	Custodians	Secretary
<i>total number of service personnel that are anticipated to be employed at the affected school(s) upon the completion of the closure or consolidation;</i>	5	9	3.5	2

Anticipated Personnel

Identify Affected School – Anticipated Net Change After Proposed Action				
Professional Personnel	Administration	Teachers	Counselor	Nurse
<i>the anticipated net change in professional personnel due to the proposed closure or consolidation</i>	-1	-10	-1	0
Service Personnel	Cooks	Aides	Custodians	Secretary
<i>the anticipated net change in service personnel due to the proposed closure or consolidation</i>	-2.5	-3	-2	-1

Anticipated Personnel

### 3.2.d. Personnel

County Procedures

Identify Affected School – Attrition and Reduction in Force Summary - Professional				
<b>Professional Personnel</b>	Administration	Teachers	Counselor	Nurse
<i>decrease that will occur through attrition</i>	0	0	0	0
<i>decrease that will occur through reduction in force</i>	1	10	1	0
<b>Service Personnel</b>	Cooks	Aides	Custodians	Secretary
<i>decrease that will occur through attrition</i>	0	0	0	0
<i>decrease that will occur through reduction in force</i>	2.5	3	2	1



### 3.2.e. Transportation

County Procedures

#### Analysis of Anticipated Transportation Time Changes

*Explain any negative variances of 126CSR172, Policy 6200, Handbook on Planning School Facilities (Policy 6200), section 202.02, and the effects the variances may have on transportation. Provide the following bus route data and travel times:*

#### Current and Difference of Travel Times

*List the current travel time by bus route for students in the communities of the schools planned for closure or consolidation and the estimated increase or decrease in travel time as a result of the closure; and*

#### Grandview Elementary School

<i>Route</i>	<i>Community</i>	<i>Current Travel Time</i>	<i>Estimated Time after Closure or Consolidation</i>	<i>Net Increase or Decrease</i>
Route 1602	North Charleston	18 Min	22 Min	4 Min. Increase
Route 1511	Woodward Drive	25 Min	30 Min	5 Min. Increase

Transportation Table 1

#### Edgewood Elementary School

<i>Route</i>	<i>Community</i>	<i>Current Travel Time</i>	<i>Estimated Time after Closure or Consolidation</i>	<i>Net Increase or Decrease</i>
Route 1506	Watts Hill	25 Min	25 Min	0 Min
Route 2001	Westside	29 Min	29 Min	0 Min
Route 2002	Edgewood Hill	24 Min	24 Min	0 Min

Transportation Table 2

#### Mary C. Snow West Side Elementary School

<i>Route</i>	<i>Community</i>	<i>Current Travel Time</i>	<i>Estimated Time after Closure or Consolidation</i>	<i>Net Increase or Decrease</i>
Route 1808	Westside	25 Min	25 Min	0 Min
Route 2103	Chandler Drive	28 Min	28 Min	0 Min

Transportation Table 3

### 3.2.e. Transportation

County Procedures

#### Anticipated Routes and Waiver Requests

List all anticipated bus routes after the proposed closure or consolidation with the estimated total one-way travel time for each route. Clearly identify any bus routes that exceed the recommended travel times and any routes which will require a waiver of W. Va. 126CSR92, Policy 4336, West Virginia School Bus Transportation Regulations, Procedures, and Specifications for the Design and Equipment of School Buses.

#### Edgewood Elementary School

<i>Route</i>	<i>Community</i>	<i>One-way Travel Time</i>	<i>Amount Exceeding Recommended Travel Times</i>	<i>Is a Waiver of W. Va. 126CSR92, Policy 4336 Required (Yes / no)</i>
Route 1602	North Charleston	22 Min	0 Min	No
Route 1506	Watts Hill	25 Min	0 Min	No
Route 2001	Westside	29 Min	0 Min	No
Route 2002	Edgewood Hill	24 Min	0 Min	No

Transportation Table 4

#### Mary C. Snow Elementary School

<i>Route</i>	<i>Community</i>	<i>One-way Travel Time</i>	<i>Amount Exceeding Recommended Travel Times</i>	<i>Is a Waiver of W. Va. 126CSR92, Policy 4336 Required (Yes / no)</i>
Route 1511	Woodward Drive	30 Min	0 Min	No
Route 1808	Westside	25 Min	0 Min	No
Route 2103	Chandler Drive	28 Min	0 Min	No

Transportation Table 5

### 3.2.f. Educational Program

County Procedures

#### Analysis and Assurance of Consideration

*Complete a projected educational program improvement analysis which includes a statement of assurance that the following have been considered:*

*Affected School Name(s)*

Grandview Elementary School, Edgewood Elementary School, and Mary C. Snow West Side Elementary School

*In the preparation of the documents regarding the closure and/or consolidation of the above referenced school, the following codes and policies have been considered:*

*Please check each item that was considered.*

- W. Va. 126CSR16, Policy 2419, Regulations for the Education of Students with Exceptionalities,*
- W. Va. 126CSR42, Policy 2510, Assuring the Quality of Education: Regulations for Education Programs,*
- W. Va. 126CSR44 et al., Policy 2520, Content Standards and Objectives for West Virginia Schools,*
- WVBE Policy 6200-Planning of School Facilities*
- WVBE Policy 6204-School Closings or Consolidations*

\_\_\_\_\_  
Superintendent

\_\_\_\_\_  
Date:

### **3.3. & 3.4. Public Notices and Hearings**

#### County Procedures

#### **Notice of Public Hearing(s)**

*The county must provide notice for the public hearing which shall be advertised through a Class III legal advertisement for three weeks prior to the date of the hearing in a newspaper in general circulation in the locality of any school to be closed or consolidated and in the locality of any school that has been designated by the county to receive students from the schools to be closed or consolidated. The notice also shall be posted in all schools as provided in section 3.3.5 at least 30 days prior to the date of hearing.*

*If the county will be applying for SBA funding, the procedures must be completed before the SBA will consider a project for funding, as further outlined in section 6. If the county will be utilizing local funding for a construction project related to the closure or consolidation, the procedures must be completed prior to the initiation of construction. For all other closures and consolidations, counties must complete the procedures on or before December 31st of the calendar year prior to the calendar year in which the closures or consolidations are to be effective.*

## **NOTICE OF PUBLIC HEARING**

**Kanawha County Schools**

**W.Va. 18-5-13a**

**W. Va. Board of Education Policy 6204**

**DATE and TIME:** May 3, 2023, at 6:00 p.m.

Sign in between 5:00 and 5:55 p.m. to speak

**ALTERNATIVE DATE and TIME:** If, in the event of inclement weather or other factors beyond the control of the board, the hearing cannot take place at the date and time set forth above, the hearing will be held on May 10, 2023, at 6:00 p.m.

**PLACE:** Westside Middle School located at 812 Park Ave., Charleston, WV 25302. The hearing location is subject to change if, at the time the meeting is called to order, it is determined that the meeting location is of insufficient size to accommodate those wishing to attend.

The hearing may not continue beyond 11:00 p.m. In the event the hearing is not concluded by 11:00 p.m., the hearing may recess, to continue on dates designated and announced by the board just prior to the hearing recess, to be continued day-to-day until concluded.

**Proposed Action of the Board of Education of the County of Kanawha, West Virginia:**

**Grandview Elementary School** – Close and transfer of students to Mary C. Snow/West Side Elementary and Edgewood Elementary.

### 3.3. & 3.4. Public Notices and Hearings

#### County Procedures

**Hearing Procedures:** A representative of Kanawha County Schools will provide an oral summary of the reasons and supporting data in connection with the proposed action of the Board. For a period of fifty-five minutes prior to the commencement of the public hearing, persons may sign a register for the purpose of making statements, offering testimony and questioning school officials. Persons wishing to speak about the effects of the proposed closure of Grandview Elementary and consolidation into Mary C. Snow/West Side Elementary and Edgewood Elementary, as well as those who wish to speak as members of the general public, will be recognized in the order in which they have signed the register. Each person shall be limited to three/five minutes. Written statements may be submitted in lieu of oral statements or testimony and must be submitted prior to the conclusion of the hearing. Any written statement will be given full consideration before the board takes any final action.

**Reasons and supporting data available for public inspection:** Written reasons and supporting data in connection with the proposed action of the Board are available for public inspection beginning March, 29, 2023, through May 3, 2023, between the hours of 7:30 a.m. and 4:00 p.m. in the Office of the Superintendent of Kanawha County Schools located in Room 222, 200 Elizabeth Street, Charleston, West Virginia. The reasons and the supporting data in connection with the proposed actions are also available for inspection at Grandview Elementary, Mary C. Snow/West Side Elementary and Edgewood Elementary.

Grandview Elementary School, Edgewood Elementary School, and Mary C. Snow West Side Elementary School

First Run: April 3, 2023

Second Run: April 10, 2023

Third Run: April 17, 2023

Qualified Newspaper Name: Charleston Gazette Mail

#### **Proof of Public Hearing(s) Notice**

*contain proof that the hearings were properly advertised with a class III legal advertisement.*

*Such proof can be satisfied with:*

- *a notarized letter from the county's qualified newspaper(s) for legal notices, as defined by the West Virginia Secretary of State, that specifically states the three dates in which the newspaper ran the county's public hearing notification; or*
- *a scan or download for each of the 3 required legal advertisements from the county's qualified newspaper(s) for legal notices, as defined by the West Virginia Secretary of State, where the full legal notification and date of publication is provided and legible.*

See Appendix for this Documentation

### **3.3. & 3.4. Public Notices and Hearings**

County Procedures

#### **Public Hearing(s) Documentation**

*Provide documentation of all hearings, motions, written public comments, a synopsis or transcript of verbal public comments, and other actions concerning the proposed school closings and consolidations.*

[See Appendix for this Documentation](#)

### **3.6. County Board Actions**

#### County Procedures

#### **County Board Vote(s)**

*After the vote and following compliance with sections 3.4 and 3.5, and prior to the implementation of any school closure or consolidation and following compliance with all statutory and regulatory provisions, the county must file a request for school closure and/or consolidation with the WVBE for approval.*

#### **Comprehensive Educational Facilities Plan (CEFP)**

*Identify if the proposed school closing or consolidation was included in the county's approved CEFP. If the county's approved CEFP did not contain the proposed closure or consolidation, the county must also submit a request to amend their CEFP. Such request shall include all required CEFP amendment forms.*

The closure of Grandview Elementary School is not congruent with Kanawha County Schools 2020- 2030 CEFP Plan.

#### **School Building Authority of WV**

*Identify if the proposed school closing or consolidation is contingent upon receiving funding from the SBA.*

The closure of Grandview Elementary School is not contingent upon SBA funding. The current Grandview Elementary school students would be absorbed into Edgewood Elementary School and Mary C. Snow West Side Elementary School.

#### **Closures Contingent Upon SBA Funding**

*A county that submits a capital improvement funding request to the SBA, which incorporates the closure of a school, shall have said closure approved by the county and WVBE before being eligible for a grant award from the SBA. Rejection of the closure request by the county or WVBE renders the funding request disqualified from the current SBA funding cycle.*

*A WVBE-approved closure that is contingent upon the awarding of capital improvement funds from the SBA has an expiration date of two-years from the date of initial approval of the closure by the WVBE to be awarded funding. In such case that the two-year period elapses, and the county has not been awarded SBA funding for the project, the WVBE closure approval becomes null-and-void and the school(s) shall remain in operation.*

*A county has the right to void its previously approved school closure at any time before the expiration of the two-years by notifying the WVBE in writing of its intent to keep the school(s) open.*

*If a county wishes to close the applicable school(s) after the expiration of the two years, the county shall be required to complete the full closure process as outlined in this policy and to make all necessary data current for consideration.*

### 3.6.a. Superintendent Verification of Board Actions

County Procedures

Grandview Elementary School, Edgewood Elementary School, and Mary C. Snow West Side Elementary Schools

Date of hearing: Wednesday May 3, 2023 at 6:00 P.M.

Date of board approval: Wednesday May 3, 2023 following hearing

Kanawha County requests the West Virginia Board of Education approve the following.

Closure and Consolidation of Grandview Elementary School into Edgewood Elementary School and Mary C. Snow West Side Elementary School.

- The county assures that the applicable sections of the W. Va. Codes §18-5-13 and §18-5-13a, and WVBE Policies 6200 and 6204 have been addressed.*
- This action is justified by the provided supplemental data and information pertinent to the following subjects: enrollment, facilities, finance, personnel, transportation, and educational programs.*
- Documentation of all hearings, motions, written public comments, a synopsis or transcript of verbal comments, and other actions concerning the proposed school closings and consolidations were provided in this document.*
- All hearings were properly advertised with a class III legal advertisement.*

Thomas E. Williams, Jr., Ed.D.

*Signature of county superintendent attesting to the completion of all requirements as stated in W. Va. Codes §18-5-13 and §18-5-13a and WVBE Policies 6200 and 6204.*

\_\_\_\_\_  
Superintendent

\_\_\_\_\_  
Date:



## Appendix of Supporting Data

*The list should include at a minimum the following data:*

1. *SBA Worksheet on Building Program Utilization for all affected schools (Required)*
2. *Supporting Photographs, Floorplans, and other Documentation (As needed)*
3. *SBA Facility Condition Documentation for all affected schools (Required)*
4. *Proof of Public Hearing(s) Notice for all affected schools (Required)*
5. *Public Hearing(s) Documentation for all affected schools (Required)*
6. *Board minutes indicating the action of the board to approve the closure(s) (Required)*
7. *Cover letter addressed to the State Superintendent of Schools (Required)*
8. *Completed superintendent signature pages (Required)*
9. *Most current October 1<sup>st</sup> certified enrollment for county (Required)*

### Table of Contents Entries

### Table of Contents Sub Entries

#### **Sub Titles**

County Narrative

Sub Notes

Directions

Policy Request

## **Appendix of Supporting Data**

County Procedures

### **1. SBA Worksheets on Building Program Utilization**

The supporting School Building Authority of West Virginia's (SBA) Worksheets on Building Program Utilization for:

[Grandview Elementary School Utilization Sheet](#)

[Edgewood Elementary School Utilization Sheet](#)

[Mary C. Snow West Side Elementary School Utilization Sheet](#)

[Edgewood Elementary School Utilization Sheet \(Combined\)](#)

[Mary C. Snow West Side Elementary School Utilization Sheet \(Combined\)](#)

School Building Authority of West Virginia  
**BUILDING PROGRAM UTILIZATION WORKSHEET**  
 Worksheet #3  
**SBA FORM 301-C**

NOTE: THIS FORM MAY BE SUBSTITUTED FOR A SIMILAR SBA-APPROVED DIGITAL INSTRUMENT

County: Kanawha County      School: Grandview Elementary School      Current Enrollment: 174

<i>Classroom Types</i>	<i>Number Of Classroom Types</i>	<i>x</i>	<i>Maximum Pupils/ Class Capacity</i>	<i>=</i>	<i>Total Program Capacity</i>
Pre-K	2		20		40
Kindergarten	2		20		40
General Classrooms	11		25		275
Spec Ed LVL 1	1		6		6
<b>TOTALS:</b>	16				361

Program Utilization ( $\frac{174}{361}$  divided by  $\frac{100}{48.2}$ ) times 100 = 48.2 %  
 Current Enrollment                      Total Program Capacity                      Program Utilization

SCHOOLS PROGRAM UTILIZATION = 48.2 %      Desirable Program Capacity = 85%

**Instructions for Calculating Building Program Utilization**

**Elementary School** – Calculate the number and type of classrooms using the maximum program capacity for each self-contained regular classroom. Assume for example – that all students are seated in a first period block without pullout programs. Do not include library/media, cafeteria, itinerant spaces, resource rooms, or optional academic classrooms such as art, music and computer labs that act as pullout programs to support the core curriculum.

**Secondary School** – Middle/Junior High School programs where various schedules exist, calculate the number and type of classrooms using the maximum program capacity for each regular or special classroom. Assume for example, that all students are seated in a first period block and exclude library/media, commons or any space that cannot be used for other course offerings in the daily capacity of each facility. The maximum capacity for instructional spaces for specialty classrooms is counted once. A specialty classroom may be available throughout the school day but due to its specialized design or equipment it is rendered impractical to use for other instructional purposes.

School Building Authority of West Virginia  
**BUILDING PROGRAM UTILIZATION WORKSHEET**  
 Worksheet #3  
 SBA FORM 301-C

NOTE: THIS FORM MAY BE SUBSTITUTED FOR A SIMILAR SBA-APPROVED DIGITAL INSTRUMENT

County: Kanawha County      School: Edgewood Elementary School      Current Enrollment: 378

<i>Classroom Types</i>	<i>Number Of Classroom Types</i>	<i>x</i>	<i>Maximum Pupils/ Class Capacity</i>	<i>=</i>	<i>Total Program Capacity</i>
Pre-K	2		20		40
Kindergarten	3		20		60
General Classrooms	15		25		375
Spec Ed LVL 1	1		6		6
Spec Ed LVL 2	2		12		24
<b>TOTALS:</b>	<b>23</b>				<b>505</b>

Program Utilization ( $\frac{378}{505}$  divided by  $\frac{505}{505}$ ) times 100 = 74.9 %  
Current Enrollment                      Total Program Capacity                      Program Utilization

SCHOOLS PROGRAM UTILIZATION = 74.9 %      Desirable Program Capacity = 85%

**Instructions for Calculating Building Program Utilization**

**Elementary School** – Calculate the number and type of classrooms using the maximum program capacity for each self-contained regular classroom. Assume for example – that all students are seated in a first period block without pullout programs. Do not include library/media, cafeteria, itinerant spaces, resource rooms, or optional academic classrooms such as art, music and computer labs that act as pullout programs to support the core curriculum.

**Secondary School** – Middle/Junior High School programs where various schedules exist, calculate the number and type of classrooms using the maximum program capacity for each regular or special classroom. Assume for example, that all students are seated in a first period block and exclude library/media, commons or any space that cannot be used for other course offerings in the daily capacity of each facility. The maximum capacity for instructional spaces for specialty classrooms is counted once. A specialty classroom may be available throughout the school day but due to its specialized design or equipment it is rendered impractical to use for other instructional purposes.

School Building Authority of West Virginia  
**BUILDING PROGRAM UTILIZATION WORKSHEET**  
 Worksheet #3  
 SBA FORM 301-C

NOTE: THIS FORM MAY BE SUBSTITUTED FOR A SIMILAR SBA-APPROVED DIGITAL INSTRUMENT

County: Kanawha County School: Mary C. Snow West Side Elementary School Current Enrollment: 353

<i>Classroom Types</i>	<i>Number Of Classroom Types</i>	<i>x</i>	<i>Maximum Pupils/ Class Capacity</i>	<i>=</i>	<i>Total Program Capacity</i>
Pre-K	2		20		40
Kindergarten	3		20		60
General Classrooms	17		25		425
Spec Ed LVL 1	3		6		18
Spec Ed LVL 2	1		12		12
<b>TOTALS:</b>	<b>26</b>				<b>555</b>

Program Utilization ( $\frac{353}{555}$  divided by  $\frac{555}{555}$ ) times 100 = 63.6%  
Current Enrollment Total Program Capacity Program Utilization

SCHOOLS PROGRAM UTILIZATION = 63.6% Desirable Program Capacity = 85%

**Instructions for Calculating Building Program Utilization**

**Elementary School** – Calculate the number and type of classrooms using the maximum program capacity for each self-contained regular classroom. Assume for example – that all students are seated in a first period block without pullout programs. Do not include library/media, cafeteria, itinerant spaces, resource rooms, or optional academic classrooms such as art, music and computer labs that act as pullout programs to support the core curriculum.

**Secondary School** – Middle/Junior High School programs where various schedules exist, calculate the number and type of classrooms using the maximum program capacity for each regular or special classroom. Assume for example, that all students are seated in a first period block and exclude library/media, commons or any space that cannot be used for other course offerings in the daily capacity of each facility. The maximum capacity for instructional spaces for specialty classrooms is counted once. A specialty classroom may be available throughout the school day but due to its specialized design or equipment it is rendered impractical to use for other instructional purposes.

School Building Authority of West Virginia  
**BUILDING PROGRAM UTILIZATION WORKSHEET**  
 Worksheet #3  
 SBA FORM 301-C

NOTE: THIS FORM MAY BE SUBSTITUTED FOR A SIMILAR SBA-APPROVED DIGITAL INSTRUMENT

County: Kanawha County      School: Edgewood Elementary School      Receiving Enrollment: 463

<i>Classroom Types</i>	<i>Number Of Classroom Types</i>	<i>x</i>	<i>Maximum Pupils/ Class Capacity</i>	<i>=</i>	<i>Total Program Capacity</i>
Pre-K	2		20		40
Kindergarten	3		20		60
General Classrooms	15		25		375
Spec Ed LVL 1	1		6		6
Spec Ed LVL 2	2		12		24
TOTALS:	23				505

Program Utilization ( $\frac{463}{505}$  divided by  $\frac{505}{505}$ ) times 100 = 91.7%  
 Current Enrollment                      Total Program Capacity                      Program Utilization

SCHOOLS PROGRAM UTILIZATION = 91.7%      Desirable Program Capacity = 85%

**Instructions for Calculating Building Program Utilization**

**Elementary School** – Calculate the number and type of classrooms using the maximum program capacity for each self-contained regular classroom. Assume for example – that all students are seated in a first period block without pullout programs. Do not include library/media, cafeteria, itinerant spaces, resource rooms, or optional academic classrooms such as art, music and computer labs that act as pullout programs to support the core curriculum.

**Secondary School** – Middle/Junior High School programs where various schedules exist, calculate the number and type of classrooms using the maximum program capacity for each regular or special classroom. Assume for example, that all students are seated in a first period block and exclude library/media, commons or any space that cannot be used for other course offerings in the daily capacity of each facility. The maximum capacity for instructional spaces for specialty classrooms is counted once. A specialty classroom may be available throughout the school day but due to its specialized design or equipment it is rendered impractical to use for other instructional purposes.

School Building Authority of West Virginia  
**BUILDING PROGRAM UTILIZATION WORKSHEET**  
 Worksheet #3  
**SBA FORM 301-C**

NOTE: THIS FORM MAY BE SUBSTITUTED FOR A SIMILAR SBA-APPROVED DIGITAL INSTRUMENT

County: Kanawha County  
 Receiving Enrollment: 379

School: Mary C. Snow West Side Elementary School

<i>Classroom Types</i>	<i>Number Of Classroom Types</i>	<i>x</i>	<i>Maximum Pupils/ Class Capacity</i>	<i>=</i>	<i>Total Program Capacity</i>
Pre-K	2		20		40
Kindergarten	4		20		80
General Classrooms	16		25		425
Spec Ed LVL 1	3		6		18
Spec Ed LVL 2	1		12		12
<b>TOTALS:</b>	<b>26</b>				<b>550</b>

Program Utilization ( $\frac{379}{550}$  divided by  $\frac{550}{550}$ ) times 100 = 68.9 %  
Current Enrollment                      Total Program Capacity                      Program Utilization

SCHOOLS PROGRAM UTILIZATION = 68.9 %              Desirable Program Capacity = 85%

**Instructions for Calculating Building Program Utilization**

**Elementary School** – Calculate the number and type of classrooms using the maximum program capacity for each self-contained regular classroom. Assume for example – that all students are seated in a first period block without pullout programs. Do not include library/media, cafeteria, itinerant spaces, resource rooms, or optional academic classrooms such as art, music and computer labs that act as pullout programs to support the core curriculum.

**Secondary School** – Middle/Junior High School programs where various schedules exist, calculate the number and type of classrooms using the maximum program capacity for each regular or special classroom. Assume for example, that all students are seated in a first period block and exclude library/media, commons or any space that cannot be used for other course offerings in the daily capacity of each facility. The maximum capacity for instructional spaces for specialty classrooms is counted once. A specialty classroom may be available throughout the school day but due to its specialized design or equipment it is rendered impractical to use for other instructional purposes.



**Appendix of Supporting Data**  
County Procedures

**2. Supporting Photographs, Floorplans, and other Documentation**

Grandview Elementary School























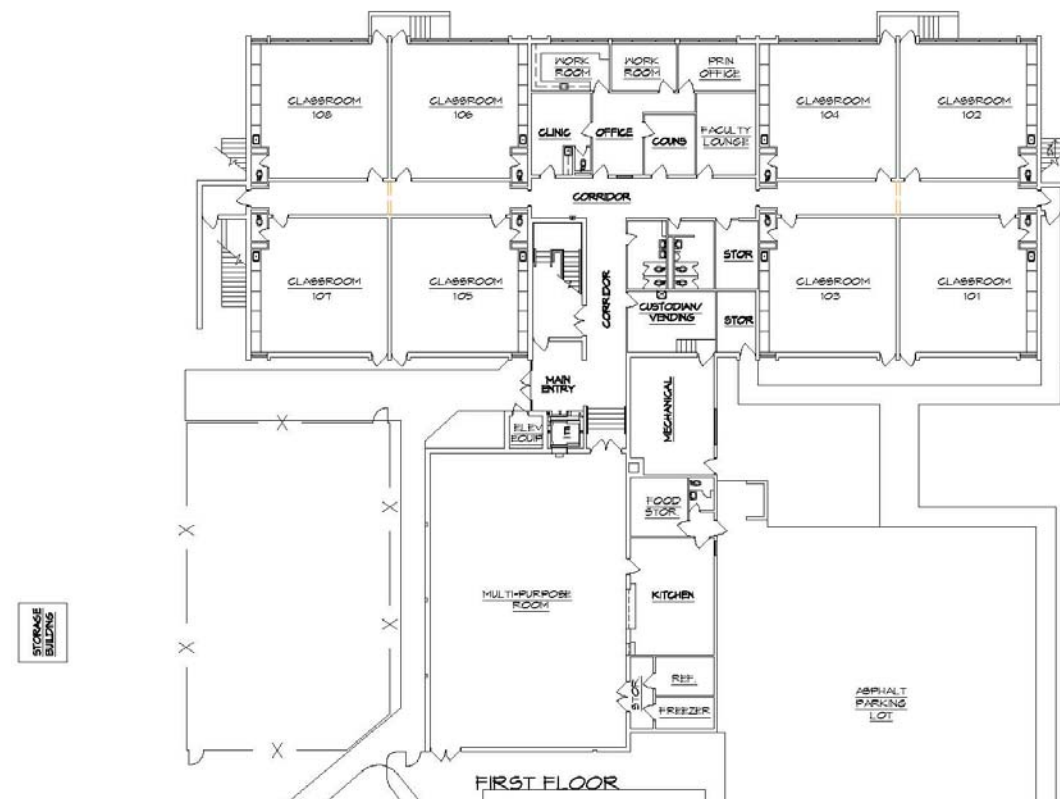
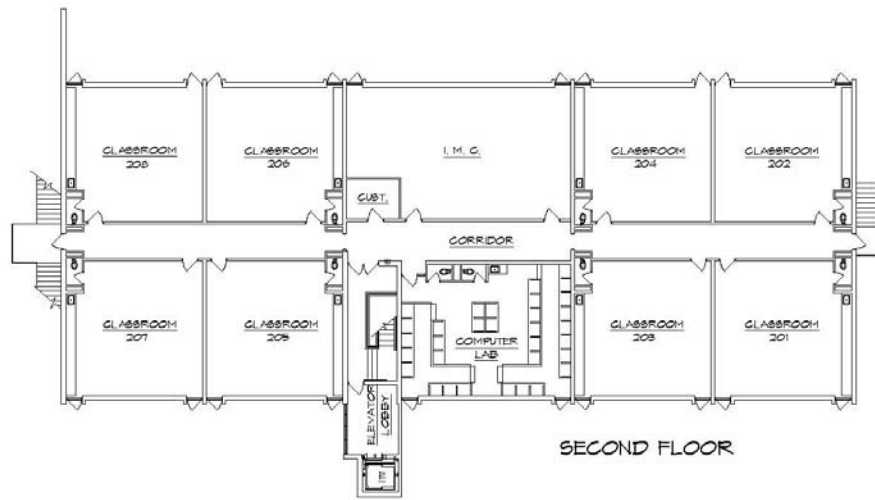












**GRANDVIEW ELEMENTARY SCHOOL**

SCALE: 1" = 30' - 0"

1969 CONSTRUCTION  
 2001 ADDITION  
 SCHOOL TOTAL  
 MARCH 27, 2003

25,393 SQ. FT.  
 532 SQ. FT.  
 25,925 SQ. FT.

Edgewood Elementary School












































Mary C. Snow West Side Elementary School

















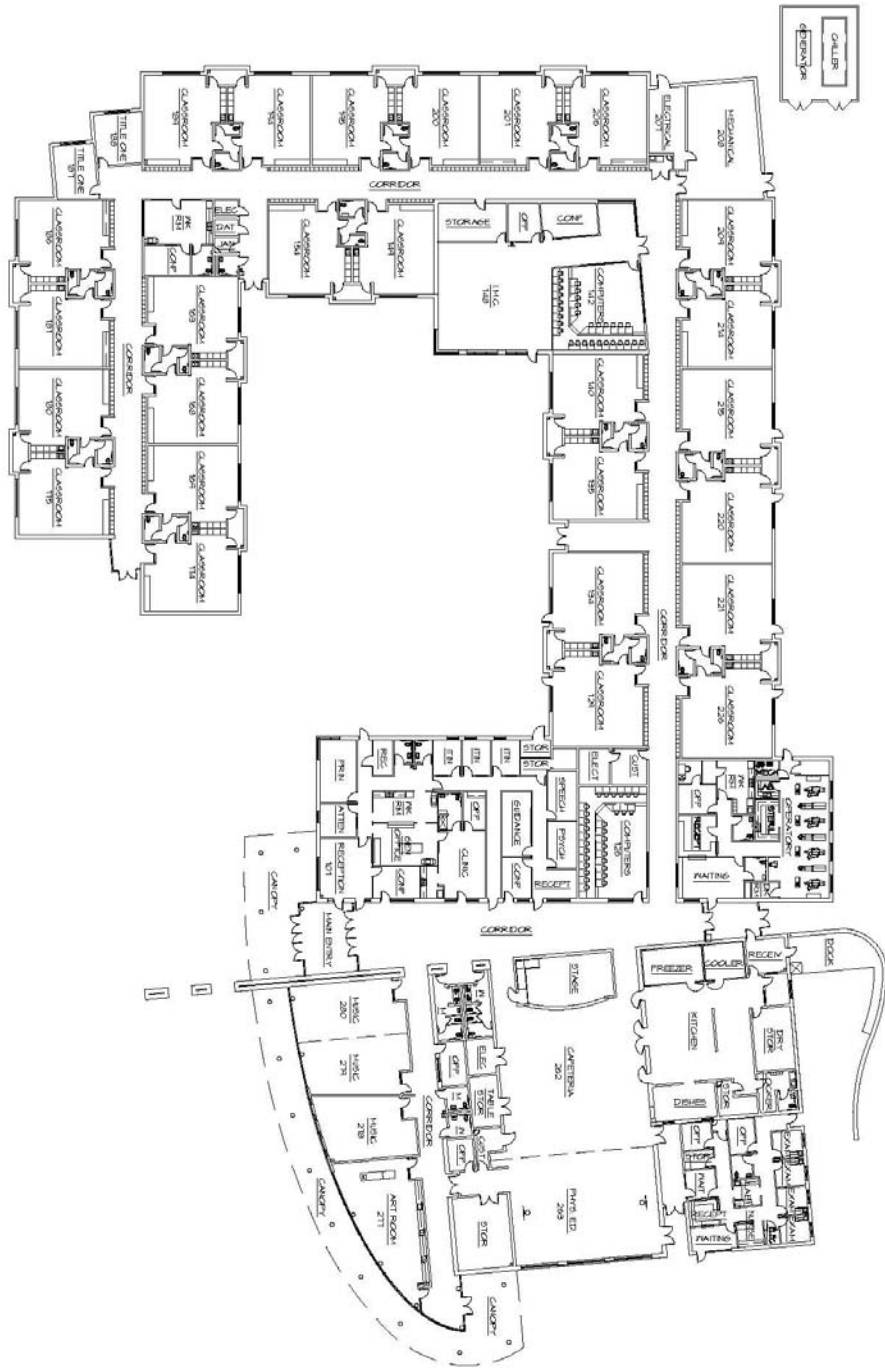












**MARY C. SNOW ELEMENTARY**

SCALE: 1" = 50' - 0"



SQUARE FOOTAGE: 68,615  
DATE OF ORIGINAL CONSTRUCTION: 2011



## **Appendix of Supporting Data**

County Procedures

### **3. SBA Facility Condition Documentation**

The supporting School Building Authority of West Virginia's (SBA) Facility Evaluation Form for:

Grandview Elementary School Facility Evaluation Form

Edgewood Elementary School Facility Evaluation Form

Mary C. Snow West Side Elementary School Facility Evaluation Form

School Building Authority of West Virginia  
 SBA Form 316 Data Collection Form  
 Complete and Submit

Full School Name  
 Grandview Elementary School  
 Current Year  
 2023-2024  
 School Code  
 00111

Original Construction Year  
 2007  
 Current Year  
 2023  
 Current Enrollment  
 210



PERMANENT BUILDING			
Structure	Year Built/Rebuilt	Condition	Notes
1. Main Building	2007	Good	

Recent Building Name	Include in Building Assessment?	Year Built/Rebuilt	Program	Number of Students	Number of Classrooms	Number of Rooms	Notes
1. Main Building	Yes	2007	Elementary	210	21	21	
2.							
3.							
4.							
5.							
6.							
7.							
8.							
9.							
10.							
11.							
12.							
Total: 210							

PERMANENT BUILDING	
Structure Name	Notes
1. Main Building	
2.	
3.	
4.	
5.	
6.	
7.	
8.	
9.	
10.	
11.	
12.	
Total: 210	

OVERVIEW OF FINDINGS	
Findings	Notes
1.	
2.	
3.	
4.	
5.	
6.	
7.	
8.	
9.	
10.	
11.	
12.	

School Building Authority of West Virginia  
SBA Form 134 Data Collection Form  
Building Information Sheet

Building Gross Square Feet	Main Building	Year Built	1999	# Floors (incl. Bsmnt)	2
		25,925 (V/N)	N		

System	Material	Count	Year Installed if Different from Building	Condition	Notes
Conveying Systems	Elevator (3) Stops	1		3 - Average	26 of 30 systems have been evaluated
Electrical - Branch Wiring				3 - Average	
Electrical - Lighting	Disruptant			3 - Average	
Electrical - Emergency Lighting and Exit Signs				3 - Average	
Electrical - Switches and Distribution				2 - Below Average	It was brought to our attention that breakers trip on a regular basis when custodians are using their cleaning equipment.
Equipment & Furnishings - Institutional Equipment	Incubators Commercial			3 - Average	
Exterior Enclosure - Exterior Doors	Metal			3 - Average	
Exterior Enclosure - Exterior Wall Finishes	Masonry			3 - Average	
Exterior Enclosure - Exterior Windows	Double Pane, Insul. All Frame Types			3 - Average	
Fire Protection - Fire Alarm & Detection				3 - Average	
Fire Protection - Sprinklers and Standpipes				Not Present	
HVAC - Terminal & Package Units				Not Present	
HVAC - Distribution System				3 - Average	In room Chilled Water / Hot Water Vertical Units.
HVAC - Heat Generating Systems				3 - Average	1,400 MBH Hot Water Boiler
HVAC - Cooling Generation Systems			2007	3 - Average	Air cooled Chiller located on roof. No roof access.
HVAC - Controls and Instrumentation				3 - Average	
Interior Construction - Interior Doors	Solid Core Wood			3 - Average	Trailer doors do not meet ADA clearances
Interior Construction - Specifiers and Casework	Painted hard Surfaces			3 - Average	
Interior Finishes - Ceiling Finishes	Vinyl Composition Tile			3 - Average	
Interior Finishes - Floor Finishes				3 - Average	
Interior Finishes - Grout/Joint Floor Finishes				3 - Average	
Interior Finishes - Wall Finishes	Painted CMU			3 - Average	
Plumbing - Domestic Water Distribution				3 - Average	
Plumbing - Fixtures	Refrigerate			3 - Average	
Plumbing - Rain Water Drainage				3 - Average	
Plumbing - Sanitary Sewer				3 - Average	
Roofing - Roof Coverings	Membrane			3 - Average	
Security System				3 - Average	
Technology Infrastructure				3 - Average	



School Building Authority of West Virginia  
 SBA Form 134 Data Collection Form  
 Facility General Information Sheet

1 - Facility General Information Worksheet

LEA ID:	039231	Assessment Date:	09/24/19
County:	Kanawha	Total Gross Square Feet:	25,925
Facility Name:	Grandview Elementary School	Original Year of Construction:	1969

Energy Indexes

(List the total amount of each fuel source used for one year)

Source (Units)	Consumption per Year	Conversion (BTU/Unit)	Total BTU
Electric (Kilowatt-Hrs)	357,840	3,412	1,221,000,178
Natural Gas (MCF) --OR--	1,246	1,037,000	1,292,102,000
Natural Gas (Decotherms)		1,000,000	-
Coal (Tons)		24,000,000	-
#2 Fuel Oil (Gallons)		138,874	-
Propane (Pounds)		21,600	-
Used Oil (Gallons)		125,000	-
Wood Chips (Tons)		16,500,000	-
Other (specify)			-
Amount:			
Units:			

Total BTU: 2,513,102,178  
 Energy Utilization Index (EUI): 96,937

Worksheet Links:

School Building Authority of West Virginia  
 SBA Form 134 Data Collection Form  
 Site Evaluation Sheet

LEA ID:	039231	Assessment Date:	09/24/19
County:	Kanawha	Total Gross Square Feet:	25,925
Facility Name:	Grandview Elementary School	Original Year of Construction:	1969

2 - Site Evaluation Worksheet

Site

City or Rural:	City
Actual Acres:	5.06
Useable Acres:	2.75
Site adequate for expansion:	Yes
Are public parks/areas adjacent:	No
% site out of flood plain:	88%
% site in flood plain:	12%

Site Remarks:	
Overall Site Condition:	3-Average

Drainage

Drainage Remarks:	
Overall Drainage Condition:	3-Average

Parking

Parking Adequately Lit:	No
Adequacy of Parking:	2-Below Average
Parking Remarks:	There is some parking offsite
Overall Parking Condition:	3-Average

Bus Loading

Bus Loading Adequate:	Yes
Bus Loading Remarks:	Challenging due to size of bus loop
Overall Bus loading Condition:	3-Average

Access Roads

Adequacy of On-Site Access Roads:	3-Average
Adequacy of Off-Site Access Roads:	3-Average

Access Roads Remarks: [Redacted]

Overall Access Road Condition: 3-Average

**Playfields/Playcourts**

Adequacy of Playfields: 3-Average

Adequacy of Playcourts: 3-Average

Playfields/Playcourts Remarks: [Redacted]

Overall Playfield/Playcourts Condition: 3-Average

**Site Utilities**

**Electrical Services:**

Phase: 3

Voltage: 120/208

Amps: 1600

Electric Utility Company: American Electric Power

Main Service Feed into Building: Overhead

Electrical Service Remarks: [Redacted]

Overall Electrical Service Condition: 3-Average

**Fuel Sources:**

Natural Gas: Yes

Coal: [Redacted]

Fuel Oils: [Redacted]

Propane: [Redacted]

Other (Specify): [Redacted]

Fuel Line Size (inches): 3

Fuel Utility Company: Mountaineer Gas

Fuel Sources Remarks: [Redacted]

Overall Fuel Sources Condition: 3-Average

**Water Sources:**

Public: Yes

Well: [Redacted]

Water Line Size (inches): 2

Water Utility Company: West Virginia American Water

Water Sources Remarks: [Redacted]

Overall Water Sources Condition: 3-Average



**Sewage Systems:**

Public:

Yes

Septic:

Other (Specify):

Public Service District (PSD):

Charleston Municipal

Sewage System Remarks:

Overall Sewage System Condition:

3-Average

School Building Authority of West Virginia  
 SBA Form 134 Data Collection Form  
 Building Component Evaluation Sheet

LEA ID:	039231	Assessment Date:	09/24/19
County:	Kanawha	Total Gross Square Feet:	25,925
Facility Name:	Grandview Elementary School	Original Year of Construction:	1969

3 - Building Component Evaluation Worksheet

Building Structures:

Type:

Load Bearing Masonry	

Building Structures Remarks:

Overall Building Structure Condition:

3-Average
-----------

Floor Structures:

Steel Joist/Concrete (floor area SF):

--

Wood Joists (floor area SF):

--

Slab on Grade (floor area SF):

14,883
--------

Other (specify) / Floor area SF:

11042
-------

Precast Concrete

--	--

Floor Structure Remarks:

Overall Floor Structure Condition:

3-Average
-----------

Roof:

Roof Structure:

Other (Specify in cell to right)	Steel Frame and Tectum Deck
----------------------------------	-----------------------------

--	--

Roof Structures Remarks:

Overall Roof Condition:

3-Average
-----------

Building Systems:

The systems below are addressed in the FCA data collection tool.

Roof Coverings

Wall Finishes

Ceiling Finishes

Floor Finishes

Doors

Windows

HVAC

Electrical

Fire Alarm



Technology Infrastructure:

Sufficient Electrical Capacity:

Yes
-----

3-Average
-----------

Power Receptacles Availability:

Yes
-----

3-Average
-----------

ID Network Type (if available): [Redacted]  
Inventory Records Hardware [Redacted]  
Other (specify): [Redacted]

Deficiencies: [Redacted]

Technology Remarks:  
Overall Technology Infrastructure Condition: 3-Average

**Technology Assessment:**  
Teacher Training: 4-Above Average  
Software Use: 4-Above Average  
Purchasing Practices: 4-Above Average  
Network Administration: 4-Above Average  
Inventory Records: 4-Above Average  
Other (specify): [Redacted]

Deficiencies: [Redacted]

Technology Remarks:  
Overall Technology Condition: 4-Above Average

**School Access Safety Audit:**  
Planning: [Redacted]  
Deterrence: [Redacted]  
Detection: [Redacted]  
Delay: [Redacted]  
Communication: [Redacted]  
Evacuation: [Redacted]

Safety Remarks: [Redacted]  
Overall Access Safety Condition: [Redacted]



School Building Authority of West Virginia  
 SBA Form 134 Data Collection Form  
 Facility Spaces Evaluation / Utilization Analysis Sheet

LEA ID:	039231	Assessment Date:	4/3/22
County:	Kanawha	Total Gross Square Feet:	25925
Facility Name:	Grandview Elementary School	Original Year of Construction:	1969

Lowest Grade Level:	PK	Grade Config	PK - 5	Age of Facility	51	No. of Renovations		Square Ft	25,925	Portables	0	Location (City, St)	Charleston, WV
Highest Grade Level:	5												

Complete ONLY the column below associated with the highest grade level for this school.

Classroom Type	Number of Class Types		Number of Class Types (HS)	Max Students Per Room	Total Program Capacity	Utilization Calculation
	(ES)	(MS)				
Pre-Kindergarten (Full Day)	2			20	40	Current Enrollment 220
Kindergarten (Full Day)	2			20	40	
General Purpose Classroom	11			25	275	Total Program Capacity 361
Computer Lab	n/a			25	0	
Art Lab	n/a			25	0	
Music Classroom	n/a			0	0	
Special Ed Pull-out	0		n/a	6	0	
Special Ed Level 1: (PK-5)	n/a			12	0	Utilization Calculation 61%
Special Ed Level 1: (6-12)	0			12	0	
Special Ed Level 2: (PK-12)	0			8	0	
Special Ed Level 3: (PK-12)	0			6	0	
Special Education Classroom	1			20	6	
Technical Education/ Voc Ag	n/a			50	0	
Physical Education	n/a			25	0	Desirable Utilization 85%
Science Classroom/Lab	n/a			25	0	
Business Education	n/a			25	0	
Family Liv/Cons Economics	n/a			25	0	Difference -24%
Totals	16	0	0		361	

School Building Authority of West Virginia  
 SBA Form 134 Data Collection Form  
 School Improvement Cost Summary Sheet

LEA ID:	039231	Assessment Date:	09/24/19
County:	Kanawha	Total Gross Square Feet:	25925
Facility Name:	Grandview Elementary School	Original Year of Construction:	1969
Design Capacity Enrollment:	361		

Please note, the current-year costs shown below are intended to provide a Rough Order of Magnitude (ROM) estimate of costs. While they are appropriate for high-level capital forecasting, they should not be relied upon for determining specific project funding values. Actual project costs will likely deviate from the presented values due to a variety of factors including, but not limited to, hard and soft cost fluctuations and the actual date of construction for the intended project. Therefore, detailed cost estimates are recommended to validate funding requirements prior to obligating funds for facility replacement or renovation.

Improvement Item

1. Site Work

	Unit	Quantity	Unit Cost	Item Cost	Remarks
Land Acquisition	Acres			\$ -	
Excavation/Grade	CUB FT			\$ -	
Drainage	LIN FT			\$ -	
Walks (6 ft wide)	SQ FT			\$ -	
Parking	SQ FT			\$ -	
Bus Loading	SQ FT			\$ -	
Roads	SQ FT			\$ -	
Playing Fields	SQ FT			\$ -	
Other (Describe in 'Remarks')				\$ -	
Other (Describe in 'Remarks')				\$ -	
Other (Describe in 'Remarks')				\$ -	
<b>Sub-Total</b>				<b>\$ -</b>	

2. Renovations, Exterior

	Unit	Quantity	Unit Cost	Item Cost	Remarks
Wall Structure	SQ FT			\$ -	
Floor Structure	SQ FT			\$ -	
Roof Structure	SQ FT			\$ -	
Wall Facing	SQ FT			\$ -	
Windows	EACH			\$ -	
Doors/Frames	EACH			\$ -	
Roofing	SQ FT			\$ -	
Coping/Parapet	LIN FT			\$ -	
Painting	SQ FT			\$ -	
Other (Describe in 'Remarks')				\$ -	
Other (Describe in 'Remarks')				\$ -	
Other (Describe in 'Remarks')				\$ -	
<b>Sub-Total</b>				<b>\$ -</b>	

3. Renovations, Interior

	Unit	Quantity	Unit Cost	Item Cost	Remarks
Floor Covering	SQ FT			\$ -	
Patch & Painting	SQ FT			\$ -	
Ceiling Finish	SQ FT			\$ -	
Plumbing	SQ FT			\$ -	
Heating/Ventilating	SQ FT			\$ -	
Air Conditioning	SQ FT			\$ -	
Lighting	SQ FT			\$ -	
Wiring	SQ FT			\$ -	
Fire Alarm	SQ FT			\$ -	
Communication System	SQ FT			\$ -	
Technology				\$ -	
Interior Doors	EACH			\$ -	
Other (Describe in 'Remarks')				\$ -	
Other (Describe in 'Remarks')				\$ -	
Other (Describe in 'Remarks')				\$ -	
<b>Sub-Total</b>				<b>\$ -</b>	

4. Building Additions Including Furniture, Furnishings & Equipment

	Unit	Quantity	Unit Cost	Item Cost	Remarks
--	------	----------	-----------	-----------	---------

Administration (ES, MS, HS)	SQ FT			\$ -	
Student Services (ES, MS, HS)	SQ FT			\$ -	
Kindergarten (ES)	SQ FT			\$ -	
Primary (ES)	SQ FT			\$ -	
Media Center (ES)	SQ FT			\$ -	
Basic (MS, HS)	SQ FT			\$ -	
Reading (MS, HS)	SQ FT			\$ -	
Health Education (MS, HS)	SQ FT			\$ -	
Computer Lab (ES, MS, HS)	SQ FT			\$ -	
Inst. Mat. Center (MS, HS)	SQ FT			\$ -	
Home Economics (MS, HS)	SQ FT			\$ -	
Art (ES, MS, HS)	SQ FT			\$ -	
Ind. Technology (MS, HS)	SQ FT			\$ -	
Music (ES, MS, HS)	SQ FT			\$ -	
Physical Education (MS, HS)	SQ FT			\$ -	
Auditorium (MS, HS)	SQ FT			\$ -	
Special Education (ES, MS, HS)	SQ FT			\$ -	
Multi-Purpose (ES)	SQ FT			\$ -	
Kitchen (ES, MS, HS)	SQ FT			\$ -	
Dining (MS, HS)	SQ FT			\$ -	
Business Education (MS)	SQ FT			\$ -	
Co-Op Education (MS)	SQ FT			\$ -	
Drivers Education (MS)	SQ FT			\$ -	
Staff/Faculty (ES, MS, HS)	SQ FT			\$ -	
Toilets/Fixtures (ES, MS, HS)	SQ FT			\$ -	
Storage General (ES, MS, HS)	SQ FT			\$ -	
Storage Instructional (ES, MS, HS)	SQ FT			\$ -	
Custodial (ES, MS, HS)	SQ FT			\$ -	
Mechanical (MS, HS)	SQ FT			\$ -	
Other (Describe in 'Remarks')	SQ FT	750	\$ 307.00	\$ 230,250.00	SAFE SCHOOL ENTRANCE
Other (Describe in 'Remarks')				\$ -	
Other (Describe in 'Remarks')				\$ -	
Subtotal of Building Additions (SQ FT)		750			
Circulation	30%	225	\$ 307.00	\$ 69,075.00	

**Sub-Total** \$ 299,325.00

**5. Special Construction**

	Unit	Quantity	Unit Cost	Item Cost	Remarks
Elevator	EACH			\$ -	
Sprinkler Systems	SQ FT			\$ -	
Kitchen Equipment	ALL			\$ -	
Waste Treatment	EACH			\$ -	
Other (Describe in 'Remarks')				\$ -	
Other (Describe in 'Remarks')				\$ -	
Other (Describe in 'Remarks')				\$ -	

**Sub-Total** \$ -

**6. Other Special Costs**

	Quantity	Unit Cost	Item Cost	Remarks
			\$ -	
			\$ -	
			\$ -	

**Sub-Total** \$ -

**Sub-Total of Items 1 through 6** \$ 299,325.00

**7. Architectural/Engineering Fees**

	%	Quantity	Item Cost	Remarks
New Construction			\$ -	
Renovations	7.0%	\$299,325.00	\$ 20,952.75	

**Sub-Total** \$ 20,952.75

**8. Miscellaneous**

	Unit	Quantity	Unit Cost	Item Cost	Remarks
Survey	EACH			\$ -	
Soil Inv.	EACH			\$ -	
Other (Describe in 'Remarks')				\$ -	
Other (Describe in 'Remarks')				\$ -	
Other (Describe in 'Remarks')				\$ -	



Sub-Total

\$ -

9. Contingencies

New Construction  
Renovations

%	Quantity
6.0%	\$299,325.00

Item Cost

Remarks

\$ 17,959.50

Sub-Total

\$ 17,959.50

Grand Total Project Cost

\$ 338,237.25

Worksheet Links:

[Campus Information](#)

[Building 1](#)

[Building 2](#)

[Building 3](#)

[Building 4](#)

Reference Data from Prior Sheets (for WVDE Use Only):

Energy Utilization Index:	96,937
Current Enrollment:	220
Program Capacity:	361
Utilization Calculation:	61%
Building(s) in Floodplain/Floodway:	0



School Building Authority of West Virginia  
SBA Form 314 Data Collection Form  
Building Information Sheet

Building Frons Square Feet	Main Building	Year Built or Renovated (Y/N)	2014 N	Floors (incl. Bas.)	1
56,177		(Y/N)	N		1

System	Materials	Count	Year Installed if different from Building	Condition	Notes
Powering Systems				Not Present	
Electrical - Branch Wiring				Concealed	
Electrical - Lighting	Recessed			1 - Inadequate	No Auto-off Devices Installed
Electrical - Emergency Lighting and Exit Signs				3 - Average	Exit signs not illuminated
Electrical - Service and Distribution				2 - Below Average	ULF Safety and Equipment power on same transfer switch (NFPA 110 violation)
Equipment & Furnishing - Institutional Equipment	Includes Commercial			4 - Above Average	
Exterior Enclosure - Exterior Doors	Metal			4 - Above Average	
Exterior Enclosure - Exterior Wall Finishes	Masonry Double Pane, Insul. All Joint Types			4 - Above Average	There are also panels on the building
Exterior Enclosure - Exterior Windows				4 - Above Average	
Fire Protection - Fire Alarms & Detection				4 - Above Average	
Fire Protection - Sprinklers and Standpipes				5 - Excellent	
HVAC - Terminal & Package Units				5 - Excellent	VRF systems with DOAS units
HVAC - Distribution System				Not Present	
HVAC - Heat Generating Systems				Not Present	
HVAC - Cooling Generating Systems				Not Present	
HVAC - Controls and Instrumentation				Not Present	
Interior Construction - Interior Doors	Solid Oak Wood			4 - Above Average	
Interior Construction - Specieses and Casework				4 - Above Average	
Interior Finishes - Ceiling Finishes	Acoustical Tile			4 - Above Average	
Interior Finishes - Floor Finishes	Tile			4 - Above Average	
Interior Finishes - Gymnasium Floor Finishes	Painted CMU			4 - Above Average	Reaming is VCT
Interior Finishes - Wall Finishes				4 - Above Average	
Plumbing - Domestic Water Distribution	Automatic			5 - Excellent	
Plumbing - Fixtures				5 - Excellent	
Plumbing - Rain Water Drainage				5 - Excellent	
Plumbing - Sanitary Sewer				5 - Excellent	
Roofing - Roof Coverings	Membrane			4 - Above Average	
Security System				4 - Above Average	
Technology Infrastructure				4 - Above Average	



School Building Authority of West Virginia  
 SBA Form 134 Data Collection Form  
 Facility General Information Sheet

1 - Facility General Information Worksheet

LEA ID:	039285	Assessment Date:	10/22/19
County:	Kanawha	Total Gross Square Feet:	56,177
Facility Name:	Edgewood Elementary School	Original Year of Construction:	2014

Energy Indexes

(List the total amount of each fuel source used for one year)

Source (Units)	Consumption per Year	Conversion (BTU/Unit)	Total BTU
Electric (Kilowatt-Hrs)	1,064,160	3,412	3,631,062,902
Natural Gas (MCF) --OR--	1,458	1,037,000	1,511,946,000
Natural Gas (Decootherms)		1,000,000	-
Coal (Tons)		24,000,000	-
#2 Fuel Oil (Gallons)		138,874	-
Propane (Pounds)		21,600	-
Used Oil (Gallons)		125,000	-
Wood Chips (Tons)		16,500,000	-
Other (specify)			-
Amount:			
Units:			

Worksheet Links:

Total BTU: 5,143,008,902  
 Energy Utilization Index (EUI): 91,550

School Building Authority of West Virginia  
 SBA Form 134 Data Collection Form  
 Site Evaluation Sheet

LEA ID:	039285	Assessment Date:	10/22/19
County:	Kanawha	Total Gross Square Feet:	56,177
Facility Name:	Edgewood Elementary School	Original Year of Construction:	2014

2 - Site Evaluation Worksheet

Site

City or Rural:	City
Actual Acres:	52.881
Useable Acres:	21.5
Site adequate for expansion:	No
Are public parks/areas adjacent:	No
% site out of flood plain:	100%
% site in flood plain:	0%
Site Remarks:	
Overall Site Condition:	3-Average

Drainage

Drainage Remarks:	Ponding water occurs between bus loop and parking area.
Overall Drainage Condition:	3-Average

Parking

Parking Adequately Lit:	Yes
Adequacy of Parking:	3-Average
Parking Remarks:	
Overall Parking Condition:	3-Average

Bus Loading

Bus Loading Adequate:	Yes
Bus Loading Remarks:	
Overall Bus loading Condition:	3-Average

Access Roads

Adequacy of On-Site Access Roads:	3-Average
Adequacy of Off-Site Access Roads:	3-Average

Access Roads Remarks: [Redacted]

Overall Access Road Condition: 3-Average

**Playfields/Playcourts**

Adequacy of Playfields: 3-Average

Adequacy of Playcourts: 2-Below Average

Playfields/Playcourts Remarks: [Redacted]

Overall Playfield/Playcourts Condition: 3-Average

**Site Utilities**

**Electrical Services:**

Phase: 3

Voltage: 120/208

Amps: 1600

Electric Utility Company: Appalachian Electric

Main Service Feed into Building: Underground

Electrical Service Remarks: Underground service entrance cannot be evaluated

Overall Electrical Service Condition: 3-Average

**Fuel Sources:**

Natural Gas: Yes

Coal: [Redacted]

Fuel Oils: [Redacted]

Propane: [Redacted]

Other (Specify): [Redacted]

Fuel Line Size (inches): 3

Fuel Utility Company: Mountaineer Gas

Fuel Sources Remarks: [Redacted]

Overall Fuel Sources Condition: 5-Excellent

**Water Sources:**

Public: Yes

Well: [Redacted]

Water Line Size (inches): 4

Water Utility Company: West Virginia American Water

Water Sources Remarks: [Redacted]

Overall Water Sources Condition: 5-Excellent



**Sewage Systems:**

Public:

Yes

Septic:

Other (Specify):

Public Service District (PSD):

Charleston Municipal

Sewage System Remarks:

Overall Sewage System Condition:

5-Excellent

School Building Authority of West Virginia  
 SBA Form 134 Data Collection Form  
 Building Component Evaluation Sheet

LEA ID:	039285	Assessment Date:	10/22/19
County:	Kanawha	Total Gross Square Feet:	56,177
Facility Name:	Edgewood Elementary School	Original Year of Construction:	2014

3 - Building Component Evaluation Worksheet

Building Structures:

Type:

Building Structures Remarks:

Overall Building Structure Condition:

Floor Structures:

Steel Joist/Concrete (floor area SF):

Wood Joists (floor area SF):

Slab on Grade (floor area SF):

Other (specify) / Floor area SF:

Floor Structure Remarks:

Overall Floor Structure Condition:

Roof:

Roof Structure:

Roof Structures Remarks:

Overall Roof Condition:

Building Systems:

The systems below are addressed in the FCA data collection tool.

- Roof Coverings
- Wall Finishes
- Ceiling Finishes
- Floor Finishes
- Doors
- Windows
- HVAC
- Electrical
- Fire Alarm



Technology Infrastructure:

Sufficient Electrical Capacity:

Power Receptacles Availability:

ID Network Type (if available):		4-Above Average
Inventory Records Hardware		4-Above Average
Other (specify):		
Deficiencies:		
Technology Remarks:		
Overall Technology Infrastructure Condition:	5-Excellent	

**Technology Assessment:**

Teacher Training:	4-Above Average
Software Use:	4-Above Average
Purchasing Practices:	4-Above Average
Network Administration:	4-Above Average
Inventory Records	4-Above Average
Other (specify):	
Deficiencies:	
Technology Remarks:	
Overall Technology Condition:	4-Above Average

**School Access Safety Audit:**

Planning:	
Deterrence:	
Detection:	
Delay:	
Communication:	
Evacuation:	
Safety Remarks:	
Overall Access Safety Condition:	



School Building Authority of West Virginia  
 SBA Form 134 Data Collection Form  
 Facility Spaces Evaluation / Utilization Analysis Sheet

LEA ID:	039285	Assessment Date:	4/3/20
County:	Kanawha	Total Gross Square Feet:	56,177
Facility Name:	Edgewood Elementary School	Original Year of Construction:	2014

Lowest Grade Level:	PK	Age of Facility:	6	No. of Renovations:		Square Ft:	56,177	Portables:	0	Location (City, St):	Charleston, WV
Highest Grade Level:	5	Grade Config:	PK - 5								

Complete ONLY the column below associated with the highest grade level for this school.

Classroom Type	Number of Class Types	Number of Class Types (MS)	Number of Class Types (HS)	Max Students Per Room	Total Program Capacity	Utilization Calculation
Pre-Kindergarten (Full Day)	1			20	20	Current Enrollment
Kindergarten (Full Day)	3			20	60	450
General Purpose Classroom	17			25	425	Total Program Capacity
Computer Lab	n/a			25	0	523
Art Lab	n/a			25	0	
Music Classroom	n/a			25	0	
Special Ed Pull-out	n/a		n/a	0	0	
Special Ed Level 1: (PK-5)	1			6	6	
Special Ed Level 1: (6-12)	n/a			12	0	
Special Ed Level 2: (PK-12)	1			12	12	
Special Ed Level 3: (PK-12)	0			8	0	
Special Education Classroom	0			6	0	
Technical Education/ Voc Ag	n/a			20	0	Utilization Calculation
Physical Education	n/a			50	0	86%
Science Classroom/Lab	n/a			25	0	Desirable Utilization
Business Education	n/a			25	0	85%
Family Liv/Cons Economics	n/a			25	0	
<b>Totals</b>	<b>23</b>	<b>0</b>	<b>0</b>		<b>523</b>	<b>Difference</b>
						<b>1%</b>

School Building Authority of West Virginia  
SBA Form 134 Data Collection Form  
School Improvement Cost Summary Sheet

LEA ID:	039285	Assessment Date:	10/22/19
County:	Kanawha	Total Gross Square Feet:	56177
Facility Name:	Edgewood Elementary School	Original Year of Construction:	2014
Design Capacity Enrollment:	523		

Please note, the current-year costs shown below are intended to provide a Rough Order of Magnitude (ROM) estimate of costs. While they are appropriate for high-level capital forecasting, they should not be relied upon for determining specific project funding values. Actual project costs will likely deviate from the presented values due to a variety of factors including, but not limited to, hard and soft cost fluctuations and the actual date of construction for the intended project. Therefore, detailed cost estimates are recommended to validate funding requirements prior to obligating funds for facility replacement or renovation.

Improvement Item

1. Site Work

	Unit	Quantity	Unit Cost	Item Cost	Remarks
Land Acquisition	Acres			\$ -	
Excavation/Grade	CUB FT			\$ -	
Drainage	LIN FT			\$ -	
Walks (6 ft wide)	SQ FT			\$ -	
Parking	SQ FT			\$ -	
Bus Loading	SQ FT			\$ -	
Roads	SQ FT			\$ -	
Playing Fields	SQ FT			\$ -	
Other (Describe in 'Remarks')				\$ -	
Other (Describe in 'Remarks')				\$ -	
Other (Describe in 'Remarks')				\$ -	
<b>Sub-Total</b>				<b>\$ -</b>	

2. Renovations, Exterior

	Unit	Quantity	Unit Cost	Item Cost	Remarks
Wall Structure	SQ FT			\$ -	
Floor Structure	SQ FT			\$ -	
Roof Structure	SQ FT			\$ -	
Wall Facing	SQ FT			\$ -	
Windows	EACH			\$ -	
Doors/Frames	EACH			\$ -	
Roofing	SQ FT			\$ -	
Coping/Parapet	LIN FT			\$ -	
Painting	SQ FT			\$ -	
Other (Describe in 'Remarks')				\$ -	
Other (Describe in 'Remarks')				\$ -	
Other (Describe in 'Remarks')				\$ -	
<b>Sub-Total</b>				<b>\$ -</b>	

3. Renovations, Interior

	Unit	Quantity	Unit Cost	Item Cost	Remarks
Floor Covering	SQ FT			\$ -	
Patch & Painting	SQ FT			\$ -	
Ceiling Finish	SQ FT			\$ -	
Plumbing	SQ FT			\$ -	
Heating/Ventilating	SQ FT			\$ -	
Air Conditioning	SQ FT			\$ -	
Lighting	SQ FT			\$ -	
Wiring	SQ FT			\$ -	
Fire Alarm	SQ FT			\$ -	
Communication System	SQ FT			\$ -	
Technology	SQ FT			\$ -	
Interior Doors	EACH			\$ -	
Other (Describe in 'Remarks')				\$ -	
Other (Describe in 'Remarks')				\$ -	
Other (Describe in 'Remarks')				\$ -	
<b>Sub-Total</b>				<b>\$ -</b>	

4. Building Additions Including Furniture, Furnishings & Equipment

	Unit	Quantity	Unit Cost	Item Cost	Remarks
--	------	----------	-----------	-----------	---------

Administration (ES, MS, HS)	SQ FT			\$ -	
Student Services (ES, MS, HS)	SQ FT			\$ -	
Kindergarten (ES)	SQ FT			\$ -	
Primary (ES)	SQ FT			\$ -	
Media Center (ES)	SQ FT			\$ -	
Basic (MS, HS)	SQ FT			\$ -	
Reading (MS, HS)	SQ FT			\$ -	
Health Education (MS, HS)	SQ FT			\$ -	
Computer Lab (ES, MS, HS)	SQ FT			\$ -	
Inst. Mat. Center (MS, HS)	SQ FT			\$ -	
Home Economics (MS, HS)	SQ FT			\$ -	
Art (ES, MS, HS)	SQ FT			\$ -	
Ind. Technology (MS, HS)	SQ FT			\$ -	
Music (ES, MS, HS)	SQ FT			\$ -	
Physical Education (MS, HS)	SQ FT			\$ -	
Auditorium (MS, HS)	SQ FT			\$ -	
Special Education (ES, MS, HS)	SQ FT			\$ -	
Multi-Purpose (ES)	SQ FT			\$ -	
Kitchen (ES, MS, HS)	SQ FT			\$ -	
Dining (MS, HS)	SQ FT			\$ -	
Business Education (MS)	SQ FT			\$ -	
Co-Op Education (MS)	SQ FT			\$ -	
Drivers Education (MS)	SQ FT			\$ -	
Staff/Faculty (ES, MS, HS)	SQ FT			\$ -	
Toilets/Fixtures (ES, MS, HS)	SQ FT			\$ -	
Storage General (ES, MS, HS)	SQ FT			\$ -	
Storage Instructional (ES, MS, HS)	SQ FT			\$ -	
Custodial (ES, MS, HS)	SQ FT			\$ -	
Mechanical (MS, HS)	SQ FT			\$ -	
Other (Describe in 'Remarks')	SQ FT	750	\$ 307.00	\$ 230,250.00	SAFE SCHOOL ENTRANCE
Other (Describe in 'Remarks')				\$ -	
Other (Describe in 'Remarks')				\$ -	
Subtotal of Building Additions (SQ,FT)		750			
Circulation	30%	225	\$ 307.00	\$ 69,075.00	
<b>Sub-Total</b>				<b>\$ 299,325.00</b>	

5. Special Construction	Unit	Quantity	Unit Cost	Item Cost	Remarks
Elevator	EACH			\$ -	
Sprinkler Systems	SQ FT			\$ -	
Kitchen Equipment	ALL			\$ -	
Waste Treatment	EACH			\$ -	
Other (Describe in 'Remarks')				\$ -	
Other (Describe in 'Remarks')				\$ -	
Other (Describe in 'Remarks')				\$ -	
<b>Sub-Total</b>				<b>\$ -</b>	

6. Other Special Costs	Quantity	Unit Cost	Item Cost	Remarks
			\$ -	
			\$ -	
			\$ -	
<b>Sub-Total</b>			<b>\$ -</b>	
<b>Sub-Total of Items 1 through 6</b>			<b>\$ 299,325.00</b>	

7. Architectural/Engineering Fees	%	Quantity	Item Cost	Remarks
New Construction			\$ -	
Renovations	7.0%	\$299,325.00	\$ 20,952.75	
<b>Sub-Total</b>			<b>\$ 20,952.75</b>	

8. Miscellaneous	Unit	Quantity	Unit Cost	Item Cost	Remarks
Survey	EACH			\$ -	
Soil Inv.	EACH			\$ -	
Other (Describe in 'Remarks')				\$ -	
Other (Describe in 'Remarks')				\$ -	
Other (Describe in 'Remarks')				\$ -	



Sub-Total

\$ -

9. Contingencies

New Construction

%	Quantity
6.0%	\$299,325.00

Item Cost

Remarks

\$ -

\$ 17,959.50

--

Sub-Total

\$ 17,959.50

Grand Total Project Cost

\$ 338,237.25

Worksheet Links:

[Campus Information](#)

[Building 1](#)

[Building 2](#)

[Building 3](#)

[Building 4](#)

Reference Data from Prior Sheets (for WVDE Use Only):

Energy Utilization Index:	91,550
Current Enrollment:	450
Program Capacity:	523
Utilization Calculation:	86%
Building(s) in Floodplain/Floodway:	0

School Building Authority of West Virginia  
 504 Evans Drive, Charleston, WV 25309  
 304.763.1234

Full All Items Name  
 01/01/2022  
 01/01/2022  
 01/01/2022  
 01/01/2022  
 01/01/2022

Digital Collection No.  
 01/01/2022  
 01/01/2022  
 01/01/2022



Parameters			
System	Material	Year Installed or Replaced	Notes
01/01/2022	01/01/2022	01/01/2022	01/01/2022

Parameters Building										
Report Building Name	Include	Excluded	Year	Year	Year	Year	Year	Year	Year	Year
1	0	0	0	0	0	0	0	0	0	0
2	0	0	0	0	0	0	0	0	0	0
3	0	0	0	0	0	0	0	0	0	0
4	0	0	0	0	0	0	0	0	0	0
5	0	0	0	0	0	0	0	0	0	0
6	0	0	0	0	0	0	0	0	0	0
7	0	0	0	0	0	0	0	0	0	0
8	0	0	0	0	0	0	0	0	0	0
9	0	0	0	0	0	0	0	0	0	0
10	0	0	0	0	0	0	0	0	0	0
Total GSE										

Parameters Building	
Report Building Name	Year
1	0
2	0
3	0
4	0
5	0
6	0
7	0
8	0
9	0
10	0
Total GSE	

Overview of Findings	
Report Building Name	Year
1	0
2	0
3	0
4	0
5	0
6	0
7	0
8	0
9	0
10	0
Total GSE	

School Building Authority of West Virginia  
SBA Form 134-D-1a Collection Form  
Building Information Sheet

Building Name	Main Building	Year Built	2011	# Floors	1
Address	66-441	Y/N	N	(incl. Basmt)	

System	Material	Count	Year installed if different from building	Condition	Notes
Generating Systems				Not Present	29 of 29 systems have been evaluated
Electrical - Branch Wiring				Controlled	GFCI receptacles not tripping
Electrical - Lighting	Fluorescent			1 - Inadequate	No auto-off devices installed
Electrical - Emergency Lighting and Exit Signs				4 - Above Average	U.F. safety and equipment on same transfer switch (NFPA 110 violation)
Electrical - Service and Distribution				3 - Average	Capacity for expansion
Equipment & Furnishings - Institutional Equipment	Commercial			4 - Above Average	
Exterior Envelope - Exterior Doors	Metal			4 - Above Average	
Exterior Envelope - Exterior Wall Finishes	Masonry			4 - Above Average	
Exterior Envelope - Exterior Windows	Double Pane, Insect, All Types			4 - Above Average	
Fire Protection - Fire Alarm & Detection				4 - Above Average	
Fire Protection - Sprinklers and Standpipes				4 - Above Average	
HVAC - Terminal & Package Units				Not Present	
HVAC - Distribution System				4 - Above Average	VA Terminal units with Hot Water heating
HVAC - Heat Generating Systems				4 - Above Average	Two 2,100 MBH Gas fired Hot Water boilers
HVAC - Cooling Generating Systems				4 - Above Average	One Air Cooled Chiller
HVAC - Controls and Instrumentation				4 - Above Average	
Interior Construction - Interior Doors	Solid Core Wood			4 - Above Average	
Interior Construction - Speeches and Casework				4 - Above Average	
Interior Finishes - Ceiling Finishes	Acoustical Tile			4 - Above Average	
Interior Finishes - Floor Finishes	W/rt Composition Tile			4 - Above Average	
Interior Finishes - Gymnasium Floor Finishes	Polished CMU			4 - Above Average	Flooring is VCT
Interior Finishes - Wall Finishes				4 - Above Average	Have had issues with the ceiling walls trying to hang them, peeling paint off the walls.
Plumbing - Domestic Water Distribution				4 - Above Average	
Plumbing - Fixtures	Porcelain			4 - Above Average	
Plumbing - Rain Water Drainage				4 - Above Average	
Plumbing - Sanitary Sewer				4 - Above Average	
Roofing - Roof Coverings	Membrane, Mech. Pant			3 - Average	Roof will be at end of life cycle by the next O&M
Security System				4 - Above Average	
Technology Infrastructure				4 - Above Average	



School Building Authority of West Virginia  
 SBA Form 134 Data Collection Form  
 Facility General Information Sheet

1 - Facility General Information Worksheet

LEA ID:	039284	Assessment Date:	10/22/19
County:	Kanawha	Total Gross Square Feet:	66,441
Facility Name:	Mary C Snow West Side Elementary	Original Year of Construction:	2011

Energy Indexes

(List the total amount of each fuel source used for one year)

Source (Units)	Consumption per Year	Conversion (BTU/Unit)	Total BTU
Electric (Kilowatt-Hrs)	1,065,600	3,412	3,635,976,384
Natural Gas (MCF) --OR--	2,840	1,037,000	2,945,080,000
Natural Gas (Decootherms)		1,000,000	-
Coal (Tons)		24,000,000	-
#2 Fuel Oil (Gallons)		138,874	-
Propane (Pounds)		21,600	-
Used Oil (Gallons)		125,000	-
Wood Chips (Tons)		16,500,000	-
Other (specify)			-
Amount:			
Units:			

Total BTU: 6,581,056,384  
 Energy Utilization Index (EUI): 99,051

Worksheet Links:

School Building Authority of West Virginia  
 SBA Form 134 Data Collection Form  
 Site Evaluation Sheet

LEA ID:	039284	Assessment Date:	10/22/19
County:	Kanawha	Total Gross Square Feet:	66,441
Facility Name:	Mary C Snow West Side Element	Original Year of Construction:	2011

2 - Site Evaluation Worksheet

Site

City or Rural:	City
Actual Acres:	3.89
Useable Acres:	3.35
Site adequate for expansion:	No
Are public parks/areas adjacent:	No
% site out of flood plain:	87%
% site in flood plain:	13%

Site Remarks:	
Overall Site Condition:	4-Above Average

Drainage

Drainage Remarks:	
Overall Drainage Condition:	3-Average

Parking

Parking Adequately Lit:	Yes
Adequacy of Parking:	3-Average

Parking Remarks:	Majority of parking is on public street
Overall Parking Condition:	3-Average

Bus Loading

Bus Loading Adequate:	Yes
-----------------------	-----

Bus Loading Remarks:	
Overall Bus loading Condition:	3-Average

Access Roads

Adequacy of On-Site Access Roads:	3-Average
Adequacy of Off-Site Access Roads:	3-Average

Access Roads Remarks:

--

Overall Access Road Condition:

3-Average
-----------

**Playfields/Playcourts**

Adequacy of Playfields:

3-Average
-----------

Adequacy of Playcourts:

3-Average
-----------

--

Playfields/Playcourts Remarks:

Overall Playfield/Playcourts Condition:

3-Average
-----------

**Site Utilities**

**Electrical Services:**

Phase:

3

Voltage:

120/208

Amps:

2500

Electric Utility Company:

Appalachian Electric

Main Service Feed into Building:

Underground

--

Electrical Service Remarks:

Underground service cannot be evaluated

Overall Electrical Service Condition:

3-Average
-----------

**Fuel Sources:**

Natural Gas:

Yes

Coal:

--

Fuel Oils:

--

Propane:

--

Other (Specify):

--

Fuel Line Size (inches):

6

Fuel Utility Company:

Mountaineer Gas

--

Fuel Sources Remarks:

Overall Fuel Sources Condition:

4-Above Average
-----------------

**Water Sources:**

Public:

Yes

Well:

--

Water Line Size (inches):

4

Water Utility Company:

West Virginia American Water

--

Water Sources Remarks:

Overall Water Sources Condition:

4-Above Average
-----------------



**Sewage Systems:**

Public:

Yes

Septic:

Other (Specify):

Public Service District (PSD):

South Charleston Municipal

Sewage System Remarks:

Overall Sewage System Condition:

4-Above Average

School Building Authority of West Virginia  
 SBA Form 134 Data Collection Form  
 Building Component Evaluation Sheet

LEA ID:	039284	Assessment Date:	10/22/19
County:	Kanawha	Total Gross Square Feet:	66,441
Facility Name:	Mary C Snow West Side Element	Original Year of Construction:	2011

3 - Building Component Evaluation Worksheet

Building Structures:

Type:

Building Structures Remarks:

Overall Building Structure Condition:

Floor Structures:

Steel Joist/Concrete (floor area SF):

Wood Joists (floor area SF):

Slab on Grade (floor area SF):

Other (specify) / Floor area SF:

Floor Structure Remarks:

Overall Floor Structure Condition:

Roof:

Roof Structure:

Roof Structures Remarks:

Overall Roof Condition:

Building Systems:

The systems below are addressed in the FCA data collection tool.

- Roof Coverings
- Wall Finishes
- Ceiling Finishes
- Floor Finishes
- Doors
- Windows
- HVAC
- Electrical
- Fire Alarm



Technology Infrastructure:

Sufficient Electrical Capacity:

Power Receptacles Availability:

ID Network Type (if available):		4-Above Average
Inventory Records Hardware		4-Above Average
Other (specify):		
Deficiencies:		
Technology Remarks:		
Overall Technology Infrastructure Condition:	5-Excellent	

**Technology Assessment:**

Teacher Training:	4-Above Average
Software Use:	4-Above Average
Purchasing Practices:	4-Above Average
Network Administration:	4-Above Average
Inventory Records	4-Above Average
Other (specify):	
Deficiencies:	
Technology Remarks:	
Overall Technology Condition:	4-Above Average

**School Access Safety Audit:**

Planning:	
Deterrence:	
Detection:	
Delay:	
Communication:	
Evacuation:	
Safety Remarks:	
Overall Access Safety Condition:	



School Building Authority of West Virginia  
 SBA Form 134 Data Collection Form  
 Facility Spaces Evaluation / Utilization Analysis Sheet

LEA ID: 039284      Assessment Date: 4/3/2011  
 County: Kanawha      Total Gross Square Feet: 66,441  
 Facility Name: Mary C. Snow West Side Elementary      Original Year of Construction: 2011

Classroom Type	Grade Config		Age of Facility	No. of Renovations	Square Ft	Portables	Location (City, St)	Utilization Calculation
	(ES)	(MS)						
Pre-Kindergarten (Full Day)	2		9		66,441	0	Charleston, WV	Current Enrollment 302
Kindergarten (Full Day)	3							Total Program Capacity 567
General Purpose Classroom	17							
Computer Lab	n/a							
Art Lab	n/a							
Music Classroom	n/a							
Special Ed Pull-out	n/a							
Special Ed Level 1: (PK-5)	1							
Special Ed Level 1: (6-12)	n/a							
Special Ed Level 2: (PK-12)	3							
Special Ed Level 3: (PK-12)	0							
Special Education Classroom	0							
Technical Education/ Voc Ag	n/a							Utilization Calculation 53%
Physical Education	n/a							Desirable Utilization 85%
Science Classroom/Lab	n/a							
Business Education	n/a							
Family Liv/Cons Economics	n/a							Difference -32%
<b>Totals</b>	<b>26</b>	<b>0</b>	<b>0</b>	<b>0</b>				<b>567</b>

Complete ONLY the column below associated with the highest grade level for this school.

School Building Authority of West Virginia  
 SBA Form 134 Data Collection Form  
 School Improvement Cost Summary Sheet

LEA ID:	039284	Assessment Date:	10/22/19
County:	Kanawha	Total Gross Square Feet:	66441
Facility Name:	Mary C Snow West Side Elementary	Original Year of Construction:	2011
Design Capacity Enrollment:	567		

Please note, the current-year costs shown below are intended to provide a Rough Order of Magnitude (ROM) estimate of costs. While they are appropriate for high-level capital forecasting, they should not be relied upon for determining specific project funding values. Actual project costs will likely deviate from the presented values due to a variety of factors including, but not limited to, hard and soft cost fluctuations and the actual date of construction for the intended project. Therefore, detailed cost estimates are recommended to validate funding requirements prior to obligating funds for facility replacement or renovation.

Improvement Item

1. Site Work

Unit	Quantity	Unit Cost	Item Cost	Remarks
Acres			\$ -	
Excavation/Grade	CUB FT		\$ -	
Drainage	LIN FT		\$ -	
Walks (6 ft wide)	SQ FT		\$ -	
Parking	SQ FT		\$ -	
Bus Loading	SQ FT		\$ -	
Roads	SQ FT		\$ -	
Playing Fields	SQ FT		\$ -	
Other (Describe in 'Remarks')			\$ -	
Other (Describe in 'Remarks')			\$ -	
Other (Describe in 'Remarks')			\$ -	
<b>Sub-Total</b>			<b>\$ -</b>	

2. Renovations, Exterior

Unit	Quantity	Unit Cost	Item Cost	Remarks
Wall Structure	SQ FT		\$ -	
Floor Structure	SQ FT		\$ -	
Roof Structure	SQ FT		\$ -	
Wall Facing	SQ FT		\$ -	
Windows	EACH		\$ -	
Doors/Frames	EACH		\$ -	
Roofing	SQ FT		\$ -	
Coping/Parapet	LIN FT		\$ -	
Painting	SQ FT		\$ -	
Other (Describe in 'Remarks')			\$ -	
Other (Describe in 'Remarks')			\$ -	
Other (Describe in 'Remarks')			\$ -	
<b>Sub-Total</b>			<b>\$ -</b>	

3. Renovations, Interior

Unit	Quantity	Unit Cost	Item Cost	Remarks
Floor Covering	SQ FT		\$ -	
Patch & Painting	SQ FT		\$ -	
Ceiling Finish	SQ FT		\$ -	
Plumbing	SQ FT		\$ -	
Heating/Ventilating	SQ FT		\$ -	
Air Conditioning	SQ FT		\$ -	
Lighting	SQ FT		\$ -	
Wiring	SQ FT		\$ -	
Fire Alarm	SQ FT		\$ -	
Communication System	SQ FT		\$ -	
Technology	SQ FT		\$ -	
Interior Doors	EACH		\$ -	
Other (Describe in 'Remarks')			\$ -	
Other (Describe in 'Remarks')			\$ -	
Other (Describe in 'Remarks')			\$ -	
<b>Sub-Total</b>			<b>\$ -</b>	

4. Building Additions Including Furniture, Furnishings & Equipment

Unit	Quantity	Unit Cost	Item Cost	Remarks
------	----------	-----------	-----------	---------

Administration (ES, MS, HS)	SQ FT			\$ -	
Student Services (ES, MS, HS)	SQ FT			\$ -	
Kindergarten (ES)	SQ FT			\$ -	
Primary (ES)	SQ FT			\$ -	
Media Center (ES)	SQ FT			\$ -	
Basic (MS, HS)	SQ FT			\$ -	
Reading (MS, HS)	SQ FT			\$ -	
Health Education (MS, HS)	SQ FT			\$ -	
Computer Lab (ES, MS, HS)	SQ FT			\$ -	
Inst. Mat. Center (MS, HS)	SQ FT			\$ -	
Home Economics (MS, HS)	SQ FT			\$ -	
Art (ES, MS, HS)	SQ FT			\$ -	
Ind. Technology (MS, HS)	SQ FT			\$ -	
Music (ES, MS, HS)	SQ FT			\$ -	
Physical Education (MS, HS)	SQ FT			\$ -	
Auditorium (MS, HS)	SQ FT			\$ -	
Special Education (ES, MS, HS)	SQ FT			\$ -	
Multi-Purpose (ES)	SQ FT			\$ -	
Kitchen (ES, MS, HS)	SQ FT			\$ -	
Dining (MS, HS)	SQ FT			\$ -	
Business Education (MS)	SQ FT			\$ -	
Co-Op Education (MS)	SQ FT			\$ -	
Drivers Education (MS)	SQ FT			\$ -	
Staff/Faculty (ES, MS, HS)	SQ FT			\$ -	
Toilets/Fixtures (ES, MS, HS)	SQ FT			\$ -	
Storage General (ES, MS, HS)	SQ FT			\$ -	
Storage Instructional (ES, MS, HS)	SQ FT			\$ -	
Custodial (ES, MS, HS)	SQ FT			\$ -	
Mechanical (MS, HS)	SQ FT			\$ -	
Other (Describe in 'Remarks')	SQ FT	750	\$ 307.00	\$ 230,250.00	SAFE SCHOOL ENTRANCE
Other (Describe in 'Remarks')				\$ -	
Other (Describe in 'Remarks')				\$ -	
Subtotal of Building Additions (SQ FT)		750			
Circulation	30%	225	\$ 307.00	\$ 69,075.00	

**Sub-Total** \$ 299,325.00

**5. Special Construction**

	Unit	Quantity	Unit Cost	Item Cost	Remarks
Elevator	EACH			\$ -	
Sprinkler Systems	SQ FT			\$ -	
Kitchen Equipment	ALL			\$ -	
Waste Treatment	EACH			\$ -	
Other (Describe in 'Remarks')				\$ -	
Other (Describe in 'Remarks')				\$ -	
Other (Describe in 'Remarks')				\$ -	

**Sub-Total** \$ -

**6. Other Special Costs**

	Quantity	Unit Cost	Item Cost	Remarks
			\$ -	
			\$ -	
			\$ -	

**Sub-Total** \$ -

**Sub-Total of Items 1 through 6** \$ 299,325.00

**7. Architectural/Engineering Fees**

	%	Quantity	Item Cost	Remarks
New Construction			\$ -	
Renovations	7.0%	\$299,325.00	\$ 20,952.75	

**Sub-Total** \$ 20,952.75

**8. Miscellaneous**

	Unit	Quantity	Unit Cost	Item Cost	Remarks
Survey	EACH			\$ -	
Soil Inv.	EACH			\$ -	
Other (Describe in 'Remarks')				\$ -	
Other (Describe in 'Remarks')				\$ -	
Other (Describe in 'Remarks')				\$ -	



Sub-Total

\$ -

9. Contingencies

New Construction  
Renovations

%	Quantity
6.0%	\$299,325.00

Item Cost

Remarks

\$ -

\$ 17,959.50

Sub-Total

\$ 17,959.50

Grand Total Project Cost

\$ 338,237.25

Worksheet Links:

[Campus Information](#)

[Building 1](#)

[Building 2](#)

[Building 3](#)

[Building 4](#)

Reference Data from Prior Sheets (for WVDE Use Only):

Energy Utilization Index:	99,051
Current Enrollment:	302
Program Capacity:	567
Utilization Calculation:	53%
Building(s) in Floodplain/Floodway:	1

## **Appendix of Supporting Data**

County Procedures

### **4. Proof of Public Hearings**

Notice For :

Grandview Elementary School  
Edgewood Elementary School  
Mary C. Snow West Side Elementary School

## **Appendix of Supporting Data**

County Procedures

### **5. Public Hearing Documentation**

Notice For :

Grandview Elementary School  
Edgewood Elementary School  
Mary C. Snow West Side Elementary School



## **Appendix of Supporting Data**

County Procedures

### **6. Board Minutes**

Board minutes indicating the action of the board to approve the closure:

## **Appendix of Supporting Data**

County Procedures

### **7. Cover Letter**

Cover letter addressed to the State Superintendent of Schools:

## **Appendix of Supporting Data**

County Procedures

### **8. Superintendent Signature Pages**

[Completed Superintendent Signature Pages:](#)



### 3.0. County Procedures

*WVDE Application for school closure and/or consolidation*

Kanawha County

Closure of Grandview Elementary School into Edgewood Elementary School and Mary C. Snow West Side Elementary School.

Scheduled Date of Hearing: Wednesday May 3, 2023 at 6:00 P.M.

Scheduled Date of County Board Vote: Wednesday May 3, 2023 following the Hearing

#### County Procedures

*This template shall be used to accumulate and present the data that is requested in Policy 6204 and W.Va. Code 18-5-13a to support the closure or consolidation of a WV public school.*

*The county shall prepare written reasons and supporting data concerning proposed school closings or consolidations to be submitted to the WVBE for approval in accordance with this policy and W. Va. Code §18-5-13a. The written materials shall:*

- be available for public inspection in the office of the county superintendent during the 30 days preceding the date of the public hearing; and*

*Be delivered in duplicate to the:*

- principal of a school that is proposed to be closed or consolidated, and of any school which the county designates to receive the students who are relocated as a result of the closure or consolidation; and*
- chair of the local school improvement council (LSIC) representing a school that is proposed to be closed or consolidated, and any school that the county designates to receive the students who are relocated as a result of the closure or consolidation.*
- A copy of the notice shall be posted at all schools, bus garages, and maintenance areas in the county in conspicuous working areas, for all professional and service personnel to observe.*

Thomas E. Williams, Jr., Ed.D.

---

Superintendent

---

Date:

### 3.2.f. Educational Program

County Procedures

#### Analysis and Assurance of Consideration

*Complete a projected educational program improvement analysis which includes a statement of assurance that the following have been considered:*

*Affected School Name(s)*

Grandview Elementary School, Edgewood Elementary School, and Mary C. Snow West Side Elementary Schools

*In the preparation of the documents regarding the closure and/or consolidation of the above referenced school, the following codes and policies have been considered:*

*Please check each item that was considered.*

- W. Va. 126CSR16, Policy 2419, Regulations for the Education of Students with Exceptionalities,*
- W. Va. 126CSR42, Policy 2510, Assuring the Quality of Education: Regulations for Education Programs,*
- W. Va. 126CSR44 et al., Policy 2520, Content Standards and Objectives for West Virginia Schools,*
- WVBE Policy 6200-Planning of School Facilities*
- WVBE Policy 6204-School Closings or Consolidations*

\_\_\_\_\_  
Superintendent

\_\_\_\_\_  
Date:

### 3.6.a. Superintendent Verification of Board Actions

County Procedures

Grandview Elementary School, Edgewood Elementary School, and Mary C. Snow West Side Elementary Schools

Date of hearing: Wednesday May 3, 2023 at 6:00 P.M.

Date of board approval: Wednesday May 3, 2023 following hearing

Kanawha County requests the West Virginia Board of Education approve the following.

Closure and Consolidation of Grandview Elementary School into Edgewood Elementary School and Mary C. Snow West Side Elementary School.

- The county assures that the applicable sections of the W. Va. Codes §18-5-13 and §18-5-13a, and WVBE Policies 6200 and 6204 have been addressed.*
- This action is justified by the provided supplemental data and information pertinent to the following subjects: enrollment, facilities, finance, personnel, transportation, and educational programs.*
- Documentation of all hearings, motions, written public comments, a synopsis or transcript of verbal comments, and other actions concerning the proposed school closings and consolidations were provided in this document.*
- All hearings were properly advertised with a class III legal advertisement.*

Thomas E. Williams, Jr., Ed.D.

*Signature of county superintendent attesting to the completion of all requirements as stated in W. Va. Codes §18-5-13 and §18-5-13a and WVBE Policies 6200 and 6204.*

\_\_\_\_\_  
Superintendent

\_\_\_\_\_  
Date:

## **Appendix of Supporting Data**

County Procedures

### **9. Certified Enrollment for Kanawha County Board of Education**

Most current October 1<sup>st</sup> certified enrollment:



**KANAWHA COUNTY SCHOOLS 2022 ENROLLMENT PROJECTIONS  
BASED UPON SECOND MONTH ENROLLMENT DATA  
GRADES K-12, SPECIAL ED INCLUDED**

SCHOOL NAME	GRADE GROUP	2022-23 ACTUAL	2023-24 PROJ.	2024-25 PROJ.	2025-26 PROJ.	2026-27 PROJ.	2027-28 PROJ.	2028-29 PROJ.	2029-30 PROJ.	2030-31 PROJ.	2031-32 PROJ.	2032-33 PROJ.
<b>ELEMENTARY SCHOOLS</b>												
ALBAN	(P-5)	255	225	206	208	200	196	202	203	207	212	217
ALUM CREEK	(P-5)	159	151	137	131	129	130	131	132	134	136	138
ANDREWS HEIGHTS	(P-5)	263	246	224	219	219	215	225	227	230	234	237
ANNE BAILEY	(P-5)	217	225	229	232	224	226	232	233	236	239	242
BELLE	(P-5)	291	280	274	271	260	250	255	256	259	263	267
BRIDGEVIEW	(P-5)	422	395	375	356	349	347	359	362	368	376	382
CEDAR GROVE	(P-5)	168	143	121	115	110	110	112	113	115	117	119
CENTRAL	(P-5)	333	353	362	353	348	346	353	353	357	362	366
CHAMBERLAIN	(P-5)	213	218	218	204	200	199	200	199	201	203	205
CHESAPEAKE	(P-5)	115	114	112	115	117	107	106	106	107	108	109
CLENDENIN	(P-5)	300	293	269	257	248	236	243	243	245	249	251
CROSS LANES	(P-5)	310	299	290	283	276	282	294	298	304	310	315
DUNBAR PRIMARY	(P-5)	535	539	539	522	504	492	502	504	511	521	528
EDGEWOOD	(P-5)	378	381	382	372	373	367	378	379	384	391	396
ELK CENTER	(P-5)	491	441	422	408	401	394	409	411	417	424	430
FLINN	(P-4)	439	375	369	356	333	328	338	346	355	363	363
GRANDVIEW	(P-5)	174	165	162	154	150	147	151	152	154	157	159
HOLZ	(P-5)	279	263	257	262	244	241	243	242	245	250	253
KANAWHA CITY	(P-5)	245	232	227	212	211	203	211	212	215	219	222
KENNA	(P-5)	166	158	159	156	153	153	156	156	157	159	160
LAKEWOOD	(P-5)	288	289	284	279	275	273	282	284	288	293	297
MALDEN	(P-5)	152	114	106	102	99	96	103	104	107	110	113
MARMET	(P-5)	112	104	99	95	94	91	94	94	95	97	99

**KANAWHA COUNTY SCHOOLS 2022 ENROLLMENT PROJECTIONS  
BASED UPON SECOND MONTH ENROLLMENT DATA  
GRADES K-12, SPECIAL ED INCLUDED**

SCHOOL NAME	GRADE GROUP	2022-23 ACTUAL	2023-24 PROJ.	2024-25 PROJ.	2025-26 PROJ.	2026-27 PROJ.	2027-28 PROJ.	2028-29 PROJ.	2029-30 PROJ.	2030-31 PROJ.	2031-32 PROJ.	2032-33 PROJ.
MARY INGLES	(P-5)	135	141	138	132	127	130	136	136	138	140	142
MIDLAND TRAIL	(P-5)	155	144	133	123	119	120	121	122	123	126	127
MONTROSE	(P-5)	236	213	199	193	182	181	185	186	188	191	193
NITRO ELEM.	(P-5)	367	333	326	317	306	298	304	304	306	310	313
OVERBROOK	(P-5)	349	382	376	374	348	348	347	345	346	348	349
PIEDMONT	(P-5)	259	301	308	298	288	292	299	299	301	305	308
PINCH	(P-5)	321	340	337	329	326	313	320	322	326	333	338
PRAATT	(P-5)	161	137	134	128	121	119	122	123	125	128	129
PT. HARMONY	(P-5)	487	452	431	406	392	389	399	402	408	417	424
RICHMOND	(P-5)	223	236	237	225	229	227	236	239	243	248	252
RUFFNER	(P-5)	290	263	254	246	237	234	239	240	243	247	250
RUTHLAWN	(P-5)	226	246	237	240	236	229	234	234	237	241	244
SHARON DAWES	(P-5)	144	143	149	147	143	141	139	138	138	139	139
SHOALS	(P-5)	210	192	172	168	163	160	166	167	170	174	177
SISSONVILLE ELEM.	(P-4)	243	277	266	256	243	245	253	255	258	260	260
WEBERWOOD	(P-5)	261	245	247	239	231	235	241	243	248	254	259
WEIMER	(P-5)	138	133	126	121	117	118	121	122	124	127	129
WEST SIDE	(P-5)	353	314	298	292	283	279	288	291	296	301	306
<b>ELEMENTARY SCHOOLS</b>		<b>10,863</b>	<b>10,495</b>	<b>10,191</b>	<b>9,896</b>	<b>9,608</b>	<b>9,487</b>	<b>9,729</b>	<b>9,777</b>	<b>9,909</b>	<b>10,082</b>	<b>10,207</b>

**KANAWHA COUNTY SCHOOLS 2022 ENROLLMENT PROJECTIONS  
BASED UPON SECOND MONTH ENROLLMENT DATA  
GRADES K-12, SPECIAL ED INCLUDED**

SCHOOL NAME	GRADE GROUP	2022-23 ACTUAL	2023-24 PROJ.	2024-25 PROJ.	2025-26 PROJ.	2026-27 PROJ.	2027-28 PROJ.	2028-29 PROJ.	2029-30 PROJ.	2030-31 PROJ.	2031-32 PROJ.	2032-33 PROJ.
<b>HIGH SCHOOLS</b>												
CAPITAL HIGH	(9-12)	1,089	1,066	1,061	964	955	922	898	889	862	847	829
GEORGE WASHINGT	(9-12)	1,198	1,193	1,159	1,059	1,035	1,047	1,022	1,057	1,053	1,029	1,055
HERBERT HOOVER HI	(9-12)	789	757	787	781	746	756	689	633	646	616	611
NITRO HIGH	(9-12)	827	802	775	716	674	651	631	632	601	576	556
RIVERSIDE HIGH	(9-12)	1,220	1,137	1,013	912	867	824	802	758	722	696	681
SISSONVILLE HIGH	(9-12)	563	576	545	541	521	495	492	473	481	469	455
SO. CHARLESTON HI	(9-12)	954	930	908	881	837	810	786	758	738	724	702
ST. ALBANS HIGH	(9-12)	993	992	1,040	1,008	970	950	869	844	823	796	808
<b>HIGH SCHOOLS</b>		7,633	7,453	7,288	6,862	6,605	6,455	6,189	6,044	5,926	5,753	5,697

**KANAWHA COUNTY SCHOOLS 2022 ENROLLMENT PROJECTIONS  
BASED UPON SECOND MONTH ENROLLMENT DATA  
GRADES K-12, SPECIAL ED INCLUDED**

SCHOOL NAME	GRADE GROUP	2022-23 ACTUAL	2023-24 PROJ.	2024-25 PROJ.	2025-26 PROJ.	2026-27 PROJ.	2027-28 PROJ.	2028-29 PROJ.	2029-30 PROJ.	2030-31 PROJ.	2031-32 PROJ.	2032-33 PROJ.
<b>MIDDLE SCHOOLS</b>												
ANDREW JACKSON	(6-8)	515	493	487	497	476	449	432	417	404	387	379
DUNBAR MIDDLE	(6-8)	300	296	288	296	290	297	290	285	266	256	251
DUPONT MIDDLE	(6-8)	423	404	422	386	364	335	327	311	298	286	280
EAST BANK MIDDLE	(6-8)	254	265	261	254	223	231	225	225	209	201	197
ELKVIEW MIDDLE	(6-8)	613	618	582	529	494	491	495	502	463	443	436
HAYES MIDDLE	(6-8)	436	435	431	408	384	379	393	392	378	363	356
HORACE MANN MID	(6-8)	399	387	356	382	366	375	363	367	352	336	326
JOHN ADAMS MIDDLE	(6-8)	705	689	725	698	723	696	728	699	683	656	641
MCKINLEY MIDDLE	(6-8)	303	279	261	235	231	218	228	226	218	208	204
SISSONVILLE MIDDLE	(5-8)	541	513	511	490	495	484	469	454	426	416	420
SOUTH CHARLESTON	(6-8)	352	351	338	327	302	285	276	278	273	262	256
WEST SIDE MID	(6-8)	377	364	366	360	330	318	317	314	299	286	280
<b>MIDDLE SCHOOLS</b>		5,218	5,094	5,028	4,862	4,678	4,558	4,543	4,470	4,269	4,100	4,026
<b>Grand Total</b>	<b>KANAWHA COUNTY</b>	23,714	23,042	22,507	21,620	20,891	20,500	20,461	20,291	20,104	19,935	19,930



<b>School Closing and Consolidation Timeline</b>			
<b>30 Days Before Public Hearing</b>	<b>3 Weeks Before Public Hearing</b>	<b>Public Hearing For a Closing or Consolidation</b>	<b>Public Hearing Completion and Other Approval Deadlines</b>
<b>Public Postings</b>	<b>Legal Advertisement</b>		
<p>3.1. Supporting Data The county board must prepare and reduce to writing, reasons and supporting data concerning proposed school closings or consolidations to be submitted to the WVBE for approval in accordance with policy 6204 and WV Code.</p> <p>3.1.a. Public Postings Be available for public inspection in the office of the county superintendent during the thirty days preceding the date of the public hearing.</p> <p>3.1.b. Principal Notification Be delivered to the principal and LSIC chair of both closing and receiving schools.</p> <p>3.3.a. Employee Postings Notice for public hearing shall be posted in all schools, bus garages, and maintenance areas.</p>	<p>3.3. Legal Notice The county board must provide notice for the public hearing which shall be advertised through a class III legal advertisement for three weeks prior to the date of the hearing in a qualified newspaper (as defined by the WV Secretary of State) in general circulation in the locality of any school to be closed or consolidated and in the locality of any school that has been designated by the county board to receive students from the schools to be closed or consolidated.</p>	<p>3.4.a. Public Hearing</p> <ol style="list-style-type: none"> <li>1. Should be scheduled for a reasonable time, not to begin before 9:00am nor continue beyond 11:00pm.</li> <li>2. At least a quorum of the county board members and the county superintendent from the county shall attend and be present at the public hearing(s).</li> <li>3. A separate hearing shall be held for each school closed or consolidated and the schools designated to receive students shall also hold hearing(s).</li> <li>4. More than one hearing may be held during a given day.</li> </ol> <p>3.4.d. County Board Vote on Proposed Action After all provisions and hearings have been completed, county boards of education must take a formal vote on the closure(s).</p>	<p>3.4. Deadlines County boards of education must complete the hearing requirements on or before December 31st of the calendar year prior to the calendar year in which the closures or consolidations are to be effective. Locally funded projects related to a closure or consolidation must complete the process prior to initiation of construction.</p> <p>SBA Needs applications Before a project will be considered by the School Building Authority of WV, a school that is planned for closure, as part of their Needs Submission, shall have had its stated closure approved by the WVBE.</p> <p>5.0. Technical Assistance When planning a school closure, counties should seek technical assistance from the WVDE before their public hearing.</p>

This timeline (revised 3/16/22) is provided by the WVDE as a technical assistance tool for county boards to use in the preparation of their actions for a proposed school closure or consolidation. This timeline does not reduce or eliminate the requirements found in WV State Code or WVBE Policy 6204 as they relate to school closures or consolidations. This document does not replace or supplant legal assistance provided by counsel engaged to represent the county.